



iLearn: Change Your Home Page


Center for Innovation in Teaching and Learning

Changing iLearn Home Page Within a Course


Follow the steps below to change the iLearn layout within your course to include various widgets and tools from one of the 5 existing options.

Changing the Home Page

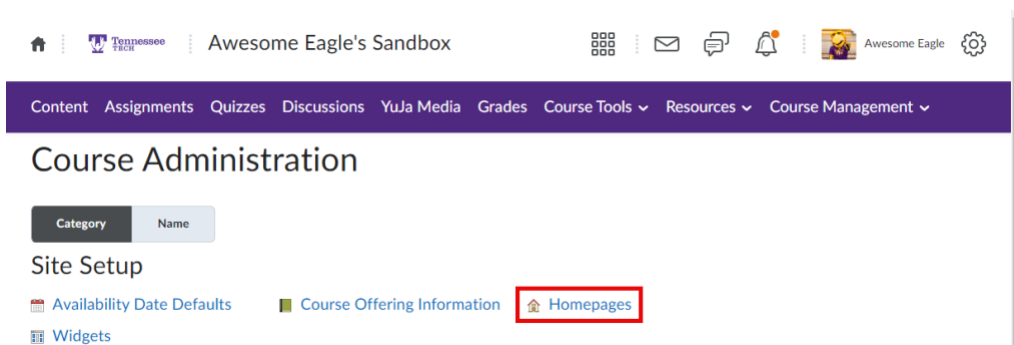
1. Select **Course Management** in the Navigation Bar.



2. Select **Course Admin**.



3. Under **Site Setup**, select **Homepages**.

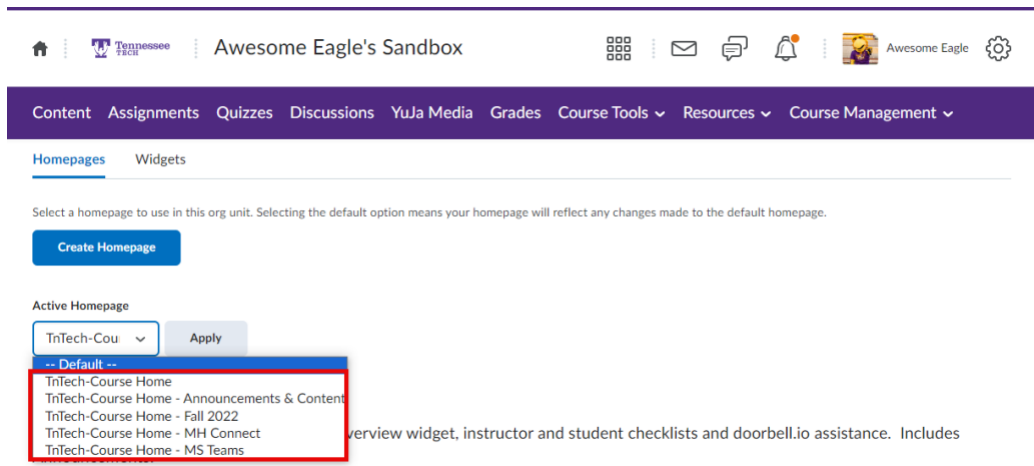




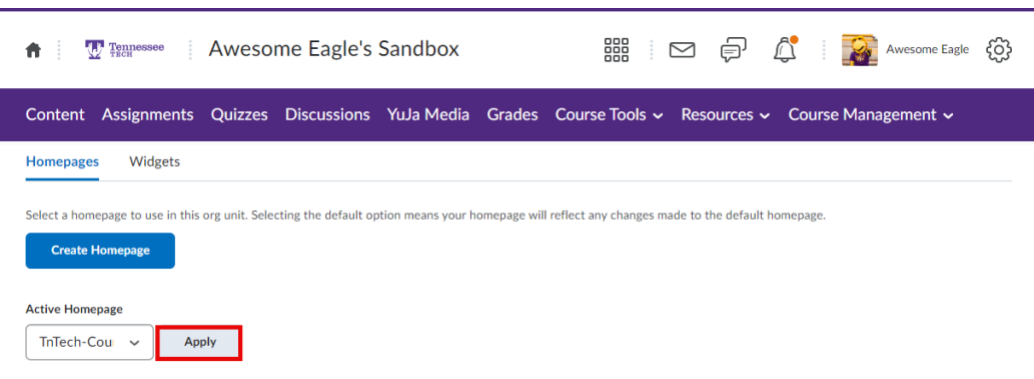
iLearn: Change Your Home Page

Center for Innovation in Teaching and Learning

- Click the drop-down menu under **Active Homepage** and select your preferred homepage.



- Click **Apply**.



Home Page Options

TnTech-Course Home

New Course Home template with Course Overview widget, instructor and student checklists and doorbell.io assistance. Includes Announcements.

TnTech-Course Home - Announcements & Content (Default Homepage)

New Course Home template with Course Overview widget, Content Navigator widget, Announcements widget, etc.

TnTech-Course Home - Fall 2022

New Course Home template with Course Overview widget, Content Navigator widget, Slim Announcements widget, etc.

TnTech-Course Home - MH Connect

Course Homepage with McGraw Hill widget, includes Announcements.



iLearn: Change Your Home Page

Center for Innovation in Teaching and Learning

TnTech-Course Home - MS Teams

Course Home template with MS Teams Connector widget, Course Overview widget, instructor and student checklists. Updated August 3, 2022.