

How To Register for an Exam – Non-Tech Students

1. To register for an exam follow this link: www.registerblast.com/tntech/exam/list

Exam Registration

Welcome to RegisterBlast! Schedule to have your exams proctored in the Testing & Learning Center in the fields below. For more information about our guidelines and procedures, please visit our website by clicking [here](#). If you need immediate assistance, please email TLC@tntech.edu or call 931-372-6126.

Please schedule your exam below. You must schedule 24 hours in advance. If you do not see your exam, please check with your professor.

1 Choose a group (required)

Select an option

2 Choose an exam (required)

Choose a group above

My History

[View complete history](#)

More Information

[How to Schedule](#)

[How to Reschedule](#)

[Trouble Scheduling?](#)

2. In Step 1 (Choose a group), select the category that best fits your testing circumstance.
 - a. Select Proctored Exams - Outside Institution Online if you are taking an exam for a program from an outside institution
 - b. Select TN eCampus – Non-TNTECH Students if you are taking an exam as part of the TN eCampus program, but are not enrolled at TN Tech.

1 Choose a group (required)

Select an option

Select an option

ACCUPLACER

Course Exams - TNTECH

Major Field Test

Proctored Exams – Outside Institution Online

Senior Exit Exam (CCTST)

TN eCampus - Non-TNTECH Students

TN eCampus - TNTECH Students

2

3. In Step 2 (Choose a group), select the subject of the exam that you are taking

1 Choose a group (required)

TN eCampus - Non-TNTECH Students

2 Choose a subject (required)

Select an option

- Select an option
- ASTR
- BIOL
- CHEM
- COM
- CRMJ
- CSCI
- FREN
- GEOL
- HIMT
- HSC
- MATH
- PHIL
- PHYS
- SOAA
- SPAN

3

4

4. In Step 3 (Choose an exam), select the exam that you need to take

2 Choose a subject (required)

MATH

3 Choose an exam (required)


Choose an exam

- Choose an exam
- MATH 1010 (\$25.00)
- MATH 1130 (\$25.00)
- MATH 1630 (\$25.00)
- MATH 1720 (\$25.00)
- MATH 1730 (\$25.00)
- MATH 1830 (\$25.00)
- MATH 2010 (\$25.00)
- MATH 2110 (\$25.00)
- MATH 2120 (\$25.00)

4

5. In Category 4 (Choose a date), select the date you would like to take the ACCUPLACER Exam.
- a. Please note that exams must be scheduled at least 24 hours in advanced.
 - b. Dates highlighted in blue are available testing dates. Dates that are greyed out are unavailable.

4 Choose a Date (required)




< May 2022 >

Su	Mo	Tu	We	Th	Fr	Sa
1	2	3	4	5	6	7
8	9	10	11	12	13	14
15	16	17	18	19	20	21
22	23	24	25	26	27	28
29	30	31				

5

6. In Category 5 (Choose a time), select the time you wish to take your exam.

5 Choose a Time (required)



Select an option

- 8:30 AM
- 9:00 AM
- 9:30 AM
- 10:00 AM
- 10:30 AM
- 11:00 AM
- 11:30 AM
- 12:00 PM
- 12:30 PM
- 1:00 PM
- 1:30 PM

6

7. On Step 6 (Who is taking this exam?), fill out the required fields.

6 Who is taking this exam?

Examinee Information

First Name (required)

Last Name (required)

Email (required)

Verify Email (required)

8. On Step 7 (Exam Guideline Acknowledgement), please read the list of guidelines and check the box that states "I Agree to Follow the Above Guidelines."

- a. A list of these guidelines can be found at the following link:

<https://www.tntech.edu/library/testing/rules.php>

7 Exam guideline acknowledgement

Accuplacer

All exam times are Central Standard Time (CST).

1. I acknowledge that I will need to bring two valid forms of photo identification with me on exam day. I also acknowledge that if I do not present two valid and acceptable

I agree to follow the above guidelines

9. On Step 8 (Needed information), please input a phone number. Once you have completed all these categories, please select “Add to Cart”

8 Needed information

Phone Number (required)

Add to Cart

10. Once you have clicked “Add to Cart,” you should now be at a check-out page. Please ensure the information on this page is correct, and then select “Ready to Checkout?”

The screenshot shows the Tennessee Tech checkout page. At the top, there is a purple header with the Tennessee Tech logo on the left and 'My History' and 'Sign In' links on the right. Below the header is a light green banner with the text: 'Added to cart. Please note, your registration is not complete until you click the button below.'

The main content area is divided into two columns. The left column is titled 'Your Cart' and contains the following information:


- MATH 1830** \$25.00 ✕
Friday, May 27, 2022
- A text input field for 'Apply promo/voucher code' and an 'Apply' button.
- Total exam fees** \$25.00
- A green 'Ready to checkout?' button and a '+ Add Another Exam' link.

The right column is titled 'Exam Cart' and contains the following information:


- MATH 1830** \$25.00 ✕
Friday, May 27, 2022
- A 'Ready to checkout?' link.

Below the 'Exam Cart' is a 'More Information' section with three links: 'How to Schedule', 'How to Reschedule', and 'Trouble Scheduling?'.


11. You will be taken to a new page where you will be able to input your payment information for your ACCUPLACER Exam.

**Tennessee
TECH**


VOLPE LIBRARY TESTING CENTER



Payment



Payment Information * Indicates required information

Total:	\$25.00
Payment Method:*	<input type="text" value="Credit Card"/>
	

Account Information * Indicates required information

Credit Card Type:*	<input type="text" value="Select a Credit Card Type"/>
Account Number:*	<input type="text"/>
Expiration Date:*	<input type="text" value="05"/> <input type="text" value="2022"/>
Security Code:*	<input type="text"/>

[View Example](#)

12. Upon completing payment, you should receive a confirmation e-mail with your exam information. If you did not receive this confirmation e-mail, then your exam registration did not complete.

13. If you encounter any issues with this registration process, please contact us at tlc@tnitech.edu so that we may assist you.