

Appalachian Center for Craft

WORKSHOP CATALOG 2011

blacksmithing | clay | fibers | glass | metals | wood

tntech.edu/craftcenter



Appalachian Center for Craft

ADDRESS SERVICE REQUESTED

W: tntech.edu/craftcenter

F: 615-597-6803

P: 931-372-3051 or 615-597-6801

Tennessee Tech University
Box 5106
Cookeville TN 38505-0001

NON PROFIT
ORGANIZATION
U.S. POSTAGE
PAID
COOKEVILLE, TN
PERMIT NO. 101

CONTENTS & GENERAL INFORMATION

1	Greetings from Beth
1	About the Craft Center
1	News for 2011
1	Workshop Sessions
1	General Information
2	Blacksmithing
3	Clay
4	Fibers
5-6	Master Schedule
7	Glass
8	Metals
9	Wood
10	Registration Information
10	Registration Form
11	Scholarships & College Credits
11	Finding Us
11	On Campus Housing
11	New Redbud Café

GREETINGS FROM BETH

Welcome to the 2011 workshop season at the Appalachian Center for Craft, and please allow me to introduce myself. I'm Beth Smith, the Marketing & Program Manager. I came on board at the end of the 2010 summer season and am incredibly excited to be here. Among my most enjoyable endeavors is to coordinate the workshops, and I'm here to make sure you have a wonderful experience during your time with us.



Yet I'm not the only news item this year! On the back cover, you'll see there are several new and exciting happenings in store for 2011 participants. You'll find information about housing for weekend workshops, the new café, and scholarship opportunities for our three-week intensive workshops.

I hope all of you are planning to get away to the Craft Center to unwind and enjoy one of our many workshops. There is something for everyone, regardless of the amount of time you have or your skill level. Come relax in our scenic wooded setting and immerse yourself in craft. It was wonderful to meet some of you last summer, and I hope to meet and get to know many more of you in 2011. Bring your appetite to create (and to eat!), and come enjoy yourself!

Beth

ABOUT THE CRAFT CENTER

The Appalachian Center for Craft, a satellite campus of Tennessee Tech University, is an 87,000 square foot facility located on more than 500 wooded acres overlooking scenic Center Hill Lake near Smithville, Tennessee. The Craft Center is part of TTU's Music & Art Department. It offers Bachelor of Fine Arts degrees and non-degree Craft Certificate programs in clay, fibers, glass, metals, and wood.



NEWS FOR 2011

- The Craft Center is now offering housing on our campus for week end workshops in May and June.
- The on-site dining facility, now known as the Redbud Café, is under new management.
- The Craft Center is offering up to eighteen \$1,000 scholarships for the three-week intensive workshops.

For more information about any of these items, please see the back cover.

WORKSHOP SESSIONS

Enjoy a creative and fulfilling learning experience in one or more of our craft workshops. Work in an expertly equipped, studio environment in blacksmithing, clay, fibers, glass, metals or wood; choose from classes suitable for beginners to craft professionals.

Weekend classes are available in May and early June. Three-week courses are in June, and one-week workshops are offered in July. Evening workshops, one night a week for eight weeks, are offered during the spring and fall semesters (see website for details). *All times listed below are for the Central Time Zone.*

Weekend/Workshop Hours

- Class Hours: Fri. 6:30-9:30pm | Sat. 9am-5pm | Sun. 9am-2pm (check-in 3-5pm Friday)

Three-Week Workshop Hours

- Class Hours: Mon.-Fri. 9am-5pm (check-in 2-5pm Sunday)

One-Week Workshop Hours

- Class Hours: Sun. 6:30-9:30pm | Mon.-Thurs. 9am-5pm | Fri. 9am-2pm (check-in 2-5pm Sunday)

Supplies & Materials

For all classes, workshop participants will receive a detailed materials list with their confirmation packets about a month in advance. This information indicates the supplies you will need to have for the class; some supplies can be purchased in the Craft Center's Gallery (noted on materials lists). Some workshops have Materials Fees (for supplies and/or kits) provided by and payable directly to the instructor; see specific workshop descriptions on website.

Workshop Fee Discounts

- A 10% Workshop Fee discount is offered to all participants age 55 and over throughout the year. Please notify the Craft Center of your eligibility when you register.
- A 50% workshop fee discount is offered to all Tennessee Tech students and staff (with valid Eagle ID card) throughout the year. The discount is available 30 days prior to the start of a workshop with available seats.

Note: Discounts are for Workshop Fees only and do not apply to materials fees or room & board costs.

Cover: *Striped Bowls* by glass artist *Boyd Sugiki*

BLACKSMITHING WORKSHOPS

Weekend Workshops

May 13-15
Lightning Rods & Weathervane Banners
Anthony Reece
 Fee: \$330
 Skill Level: INT-ADV
 Materials Fee: \$140 (to be paid directly to the instructor)
 Instructor Contact: info@uniquelymetal.com

Learn to design and fabricate a decorative architectural banner using a variety of techniques from light raising and sinking to brazing and soldering, as well as some cold processes.



REECE

May 20-22
Bladesmithing
Jason Bivens
 Fee: \$330
 Skill Level: BEG-ADV
 Instructor Contact: jabivens@blomand.net



BIVENS

Learn to forge a blade, set a guard, add a handle and use filing to embellish your knife. The class will explore Damascus steel if time allows.

May 27-29
Building A Belt Grinder
Wayne Coe
 Fee: \$330
 Skill Level: BEG-ADV
 Material Fee: \$900-\$1,350 (entire kit provided, price depends on motor selected, to be paid directly to instructor)
 Instructor Contact: waynecoe@highland.net or 423-628-6444

Build a belt grinder with a 1.5 or 2 horse power motor and four-step pulleys for adjustable speed, or a VFD version for variable speed. All of the tools, materials and parts are furnished along with complete instructions on using your newly created grinder!



COE

June 3-5
Texturing Iron
Cliff Raeder
 Fee: \$330
 Skill Level: BEG
 Instructor Contact: acliff@charter.net

Explore different methods for creating patterns on steel items, and make your own tools for stamping. Learn Damascus patterning if time allows.



RAEDER

Three-Week Intensive in Blacksmithing*

*Note: See back cover for scholarship and college credit information.

June 12-July 1
Architectural Metal Works
Anthony Reece
 Fee: \$1,895
 Skill Level: INT-ADV
 Materials Fee: \$245 (to be paid directly to instructor)
 Instructor Contact: info@uniquelymetal.com



REECE

An intensive exploration of architectural metal including applications, construction, problem solving, material capability and limitations, tooling, and design. Gain technical and hands-on experience in metal fabrication, soldering, specialty tooling and light problem solving. Focus mainly on copper. This highly technical class explores all aspects of function through the mechanics of form. See website www.uniquelymetal.com to choose a class project and get detailed information on the class.

One-Week Workshops*

*Note: See back cover for college credit information.

July 10-15
Hot Steel Sheetsmithing
John Rais
 Fee: \$550
 Skill Level: BEG
 Instructor Contact: johnrais@gmail.com



RAIS

Students will learn some simple ways of transforming flat steel sheets into dramatic forms of function and beauty using hot forging, fire welding patterns and some joinery techniques. Take home a finished piece of hollowware.

July 17-22
Intro to Blacksmithing
Wayne Coe
 Fee: \$550
 Skill Level: BEG
 Instructor Contact: waynecoe@highland.net or 423-628-6444

Gain experience with the tools and techniques of the blacksmith while using gas and coal forges. Emphasized are the Eastern European style of forging and hammer control. Create useful and decorative items for use around the home.

July 24-29
Ordinary Damascus
Jay Burnham-Kidwell
 Fee: \$550
 Skill Level: BEG-ADV
 Instructor Contact: jaymetdes@yahoo.com

Explore pattern welded (Damascus) steel. Gain experience preparing, welding, defining patterns, and finishing. Create objects, including knives. This is open to all skill levels, but some blacksmithing experience is recommended.



COE

CLAY WORKSHOPS

Weekend Workshops



SUMMERFIELD

May 13-15
Soft Slab Handbuilding
Liz Zlot Summerfield

Fee: \$300
 Skill Level: INT
 (basic handbuilding skills needed)
 Instructor Contact: liz@lzspottery.com or
 828-688-1590

Create a variety of functional, hand-built pots with paper patterns and soft clay slabs, while exploring numerous forms and attachments such as lids, feet and spouts. Learn terra sigillata and underglazes on earthenware clay.

May 20-22
Bold Pots
Shadow May

Fee: \$300
 Skill Level: BEG

Instructor Contact: shadowpottery@hotmail.com; shadowpottery.com

Spend three days in a fun and focused environment throwing trays, jars, and bowls and learning slab skills. Create clay slabs without a roller, combine slabs with thrown pieces, use the tarving technique, and form lids, handles, and more.

May 27-29
Layered Decoration
Jennifer Allen

Fee: \$300
 Skill Level: BEG
 Instructor Contact: jennoak@hotmail.com;
jenallceramics.com

Learn more about surface decoration as you combine personal inspiration with new techniques, including slip and glaze applications such as brushwork, slip inlay, sgraffito, slip and glaze trailing, and methods for using wax resist.




ALLEN

June 3-5
Glazing Techniques
Susan DeMay

Fee: \$300
 Skill Level: INT (some experience with glazing needed)
 Instructor Contact: demay@dtccom.net; susandemay.com

This glazing workshop goes beyond simple dipping and pouring techniques. Through sequential steps employing wax and tape resist, participants learn ways of developing various motifs.



DEMA

Three-Week Intensive in Clay*

*Note: See back cover for scholarship and college credit information.



SELSOR

June 12-July 1
Architectural Ceramics
Marcia Selsor

Fee: \$1,750
 Skill Level: INT-ADV
 Instructor Contact: selsor@imt.com;
marciaselsor.com

Come learn to manipulate extruded forms, discern absorption tests of clay bodies, design for public spaces, and acquire advanced handbuilding techniques such as handling large slabs, press and ram forming, wrapping around and over forms, using tar paper, and sprigging. Expect to take home no less than two finished pieces.

One-Week Workshops*

*Note: See back cover for college credit information.

July 10-15
Ceramic Decals & Screen Printing
Rimas VisGirda

Fee: \$500
 Skill Level: BEG-ADV
 Materials Fee: \$50 (to be paid directly to instructor)
 Instructor Contact: rtv1942@yahoo.com

Learn techniques for producing original decals (here and at home later) using the silk-screen printing process that can be applied and fired onto ceramics, enameled metal and glass, and to any smooth surface. Gain experience printing directly onto fired and unfired clay with multi-color printing, color separation, and applications to high fire processes.

July 17-22
Paper Clay Sculpture
Rebecca Hutchinson

Fee: \$500
 Skill Level: INT-ADV (basic wheel throwing and handbuilding skills needed)
 Instructor Contact:
rhutchinson@umassd.com

Explore paper clay as a sculptural medium. Learn about clay preparation, building techniques for using paper clay, surface and color, firing and non-firing options, techniques designed to achieve the qualities of translucency, weightlessness, and sculptural building ease.



HUTCHINSON

July 24-29
Slow Pots
David Eichelberger

Fee: \$500
 Skill Level: INT (some experience with clay is needed)
 Instructor Contact: eichelbergerclay@gmail.com

Slow down and focus on the details! Start with wheel-thrown and hand-built parts to construct refined forms based on sketches, and then focus on surface details, including handles, lids, and spouts. Each day, highlight one basic object and investigate it in detail.

FIBERS WORKSHOPS

Weekend Workshops

May 13-15

Intuitive Marbling on Silk & Other Textiles

Laura Sims

Fee: \$300

Skill Level: BEG-ADV

Materials Fee: \$40 (to be paid directly to the instructor)

Instructor Contact: laura@indigostonestudio.com ; indigostonestudio.com

Learn marbling techniques to permanently transfer beautiful organic shapes to silk, cotton or other unexpected textiles. Make two scarves, receive a guide to color mixing, and info on setting up an inexpensive and efficient workspace.



SIMS

May 20-22

White Oak Basketry

Bobby Edwards

Fee: \$300

Skill Level: BEG-ADV (no prior experience required)

Instructor Contact: edwards@whiteoakbaskets.com; whiteoakbaskets.com

Weave a basket from a white oak log! Learn to split the log into weavers, rim, and handles and use these to create a basket. No prior experience is necessary, just good hand strength!

May 27-29

Pulp Painting with a Porcupine Quill

Chery Cratty

Fee: \$300

Skill Level: BEG

Materials Fee: \$45 (to be paid directly to the instructor)

Instructor Contact:

chery3@me.com ; 770-530-2022; cherycratty.com

Learn a new technique of melding paper and painting. Experiment with colorful, wet paper pulp applied to a dry surface, and experience the fun and delight of creating your own original work of art.



CRATTY

June 3-5

Felted Handbags & Slippers

Breanna Rockstad-Kincaid

Fee: \$300

Skill Level: BEG-INT

Materials Fee: \$40 (to be paid directly to the instructor)

Instructor Contact: breanna@feltgoodfibers.com; 931-858-6676; www.feltgoodfibers.com

Learn the basics of felting and leave with one small handbag and one pair of slippers. Explore resist wet felting and its limitless possibilities. Advance into creating other functional, wearable art after you learn the basics.

Three-Week Intensive in Fibers*

*Note: Please see back cover for scholarship and college credit information.

June 12-July 1

From the Ground Up: Paper, Design & Books

Claudia Lee, Jessica Jones & Joyce Sievers

(each teaching one week in that order)

Fee: \$1,750

Skill Level: BEG-INT

Materials Fees: see each week's description

Instructor Contacts: see below



LEE

Week 1: Introduction to Papermaking & Sheet-forming

Instructor: Claudia Lee

Materials fee: TBA (to be paid directly to the instructor)

Instructor contact: paperlee@dtccom.net

In this foundation class students learn pulp preparation, pigmenting, design techniques, and basic sheet forming. Create papers suitable for many art forms as well as bookbinding and printmaking.

Week 2: Texture, Imagery, and Content

Instructor: Jessica Jones

Instructor contact: breakfastinur@gmail.com; 931-372-3051

Create texture, imagery, and content on handmade paper, fabric, and other materials. Begin with what inspires you (photos, mementos, drawings and quotes) and develop rich texture and imagery that is uniquely yours. Learn stamping, stitching, digital printing, transfers, and other techniques.

Week 3: Book Arts Galore

Instructor: Joyce Sievers

Instructor contact: sievers@dtccom.net

Drawing from rich western and eastern book formats, and innovative new formats, create a traditional signature sewn book with a hard case and then use accordion and origami folds for books that can move into space. Spine sewing on a soft cover book, with slipcase, further expands the possibilities of personal expression and strengthens creativity.

One-Week Workshops*

*Please see back cover for college credit information.

July 10-15

Constructions Around the Found Object

Sandy Webster

Fee: \$500

Skill Level: BEG-ADV

Materials Fee: Max of \$25 (depending on material used, to be paid directly to the instructor)

Instructor Contact: wstudio55@hotmail.com; sandywebster.com

Learn the basics of box construction and a variety of book forms. False floors, hidden drawers, shrines and niches are all possible in this class that builds a home and journal for the small objects that have meaning beyond their intended purpose. The selection of materials and forms supports your collected piece(s) that need a special place to reside.

July 17-22

Spin & Dye, Spin & Ply

Jeanne Brady & Claudia Lee

Fee: \$500

Skill Level: BEG-INT

Materials Fee: \$45-\$95 TBA (depends of cost of materials at time of workshop, to be paid directly to the instructor)

Instructor Contact: Jeanne Brady: jbrady@ntech.edu or 931-372-3051; Claudia Lee: paperlee@dtccom.net

Discover the pleasure and satisfaction of designing, dyeing and spinning wool yarn. Learn to dye wool in a rainbow of colors, spin on a wheel and produce one-of-a-kind yarn ready for knitting, weaving or crochet projects.



July 24-29

Resist Explorations

Carol LeBaron

Fee: \$500

Skill Level: BEG-ADV

Materials Fee: TBA

Contact: clebaron@embarqmail.com

Gain experience with the fundamentals of dyeing and printing on protein fibers which adapt very well to shaping. Work with purchased fabric as well as fabrics from your stash! Create a simple finished piece or a bag full of beautiful samples.









STEVE TENGELSEN



SANDY WEBSTER



	May 13 - 15	May 20 - 22	May 27 - 29	June 3-5
	BLACKSMITHING LIGHTNING RODS & WEATHERVANE BANNERS ANTHONY REECE \$330 Intermediate - Advanced	BLADESMITHING JASON BIVENS \$330 Beginning - Advanced	BUILDING A BELT GRINDER WAYNE COE \$330 Beginning - Advanced	TEXTURING IRON CLIFF RAEDER \$330 Beginning
	CLAY SOFT SLAB HANDBUILDING LIZ ZLOT SUMMERFIELD \$300 Intermediate	BOLD POTS SHADOW MAY \$300 Beginning - Intermediate	LAYERED DECORATION JENNIFER ALLEN \$300 Beginning	GLAZING TECHNIQUES SUSAN DEMAY \$300 Intermediate
	FIBERS INTUITIVE MARBLING ON SILK & OTHER TEXTILES LAURA SIMS \$300 Beginning - Advanced	WHITE OAK BASKETS BOBBY EDWARDS \$300 Beginning - Advanced	PULP PAINTING WITH A PORCUPINE QUILL CHERY CRATTY \$300 Beginning	FELTED HANDBAGS & SLIPPERS BREANNA ROCKSTAD-KINCAID \$300 Beginning - Intermediate
	GLASS GLASS FUSING SHARON MOYER \$300 Beginning	GLASS BEAD MAKING MARJORIE LANGSTON \$300 Beginning - Advanced	INTRO TO GLASS, ABSTRACT SCULPTURE & PRESENTATION DAMON MACNAUGHT \$330 Beginning - Intermediate	THE BEVEL MADE ME DO IT SAM SIMMS \$330 Beginning
	METALS MICRO-FORMING TECHNIQUES ANDREA KENNINGTON & LES BRYANT \$300 Beginning - Intermediate	"GREEN" SILVER JEWELRY FABRICATION KIP KNIEP \$300 Beginning - Intermediate	BEGINNING JEWELRY MAKING STEPHEN SPICER \$300 Beginning - Intermediate	JEWELRY MAKING: THE BARE NECESSITIES CHRISTINA HEWGLEY \$300 Beginning - Intermediate
	WOOD APPLICATION OF STUDIO WOODTURNING TECHNIQUES PAUL FERRELL \$330 Beginning - Intermediate	WOODTURNING FOR BEGINNERS SIMON LEVY \$330 Beginning	PYROGRAPHY & POWER CARVING MYRA ORTON \$300 Beginning - Intermediate	BEND IT, CARVE IT, SCULPT IT TREY GOSSETT \$300 Beginning - Intermediate

SCHEDULE



DAVID EICHELBERGER



ANDREW NAJARIAN



PAUL FERRELL

June 12 - July 1	July 10 - 15	July 17 - 22	July 24 - 29
ARCHITECTURAL COPPER/METAL WORKS	HOT STEEL SHEETSMITHING	INTRODUCTION TO BLACKSMITHING	ORDINARY DAMASCUS
ANTHONY REECE \$1,895 Intermediate - Advanced	JOHN RAIS \$550 Beginning	WAYNE COE \$550 Beginning	JAY BURNHAM-KIDWELL \$550 Beginning - Advanced
ARCHITECTURAL CERAMICS	CERAMIC DECALS & SCREEN PRINTING	PAPER CLAY SCULPTURE	SLOW POTS
MARCIA SELSOR \$1,750 Intermediate - Advanced	RIMAS VISGIRDA \$500 Beginning - Advanced	REBECCA HUTCHINSON \$500 Intermediate - Advanced	DAVID EICHELBERGER \$500 Intermediate
FROM THE GROUND UP: PAPER, DESIGN & BOOKS	CONSTRUCTIONS AROUND THE FOUND OBJECT	SPIN & DYE, SPIN & PLY	RESIST EXPLORATIONS
CLAUDIA LEE, JESSICA JONES & JOYCE SIEVERS \$1,750 Beginning - Intermediate	SANDY WEBSTER \$500 Beginning - Advanced	JEANNE BRADY & CLAUDIA LEE \$500 Beginning - Intermediate	CAROL LEBARON \$500 Beginning - Advanced
INTERMEDIATE-ADVANCED GLASS BLOWING	HOT GLASS TECHNIQUES FOR SCULPTURE	PAINTING, PRINTING & STAMPING ON GLASS	BUILDING BLOCKS
BOYD SUGIKI \$1,895 Intermediate - Advanced	MICHAEL HERNANDEZ \$550 Intermediate - Advanced	KAREN REED \$500 Beginning - Intermediate	ANDREW NAJARIAN \$550 Beginning
FABRICATION & MECHANISM FOR JEWELRY & KINETIC OBJECTS	COLORFUL NARRATIVE TIN JEWELRY	SMALL FABRICATED CONTAINERS	WORKING WITH REACTIVE METALS
DUKNO YOON \$1,750 Intermediate - Advanced	MARLENE TRUE \$500 Intermediate	JASON YORK \$500 Intermediate	BILL SEELY \$500 Intermediate
CURVED CABINETRY	BUILDING A CONTINUOUS - BACK WINDSOR CHAIR	TURNING FOR FURNITURE	TURNING CARVED TEXTURE VESSELS
STEVE TENGELSEN \$1,750 Intermediate - Advanced	MICHAEL HERREL \$500 Beginning - Advanced	NICK COOK \$550 Intermediate - Advanced	JOHN JORDAN, DAN BAILEY \$550 Intermediate - Advanced



JESSICA JONES



JOYCE SIEVERS



CAROL LEBARON

GLASS WORKSHOPS

Weekend Workshops

May 13-15

Glass Fusing

Sharon Moyer

Fee: \$300

Skill Level: BEG

Materials Fee: \$75 (to be paid directly to the instructor)

Instructor Contact: moyer@twlakes.net

Learn about glass compatibility, firing and mold materials while making beautiful and functional art. Use frit, noodles, and stringers. Use etching cream and resist techniques to make your own dichroic glass.

May 20-22

Glass Bead Making

Marjorie Langston

Fee: \$300

Skill Level: BEG-ADV

Materials Fee: \$25 (to be paid directly to the instructor)

Instructor Contact: mlangston00@aol.com



LANGSTON

Create gorgeous glass beads while learning the proper way to use tools and equipment, how to wind a bead, annealing techniques, and more. Leave with great beads and the ability to set up a home studio.



MACNAUGHT

May 27-29

Intro to Glass, Abstract Sculpture

& Presentation

Damon MacNaught

Fee: \$330

Skill Level: BEB-INT

Instructor Contact: dmacnaught@yahoo.com

This class offers students an introduction to hot glass and cold working techniques. The focus will be on abstract glass forms and presentation of those forms.

June 3-5

The Bevel Made Me Do It

Sam Simms

Fee: \$330

Skill Level: BEG

Instructor Contact: samsimms@mindspring.com

Gain experience with the copper foil method in working with beveled glass of all shapes. Techniques covered include foiling, soldering and constructing multiple 3-D projects.



HERNANDEZ

Three-Week Intensive in Glass*

*Please see back cover for scholarships and college credit information.

June 12-July 1

Intermediate-Advanced Glass Blowing

Boyd Sugiki

Fee: \$1,895

Skill Level: INT-ADV (Required: glass blowing experience)

Instructor Contact: boyd@boysugiki.com; boysugiki.com

Focus on skill enhancement for various levels of glass experience. Begin by creating tumblers, cylinders, bottles, and bowls as a point of departure, and expand forms and creations from there. See the techniques in a new light as instruction is personalized and detailed according to each participant's skill level and desired outcomes.



SUGIKI

One-Week Workshops *

*Please see back cover for college credit information.

July 10-15

Hot Glass Techniques for Sculpture

Michael Hernandez

Fee: \$550

Skill Level: INT-ADV (some glass blowing experience required)

Instructor Contact: mhernandez@bsu.edu

Focus on creating objects or parts in glass that can be used for sculpture. Work primarily in the hot glass studio, but some discussion and demonstration are directed toward coldworking and assemblage. Work in teams and explore possibilities through blowing, sculpting, and garage work/hot assemblage.

July 17-22

Painting, Printing & Stamping on Glass

Karen Reed

Fee: \$500

Skill Level: BEG-INT

Materials Fee: \$85 (to be paid directly to the instructor)

Instructor Contact: earthstar@mchsi.com; earthstarglass.com

Explore a wide array of glass embellishment techniques, including stencils, mono-prints, rubber stamping, direct screen printing, and more.

July 24-29

Building Blocks

Andrew Najarian

Fee: \$550

Skill Level: BEG

Instructor Contact: andynaj@gmail.com

This isn't your everyday "Intro to Glassblowing Class." In this class you will learn, or relearn, the fundamentals of glassblowing which will prepare you for intermediate or advanced classes. This class is for anyone who has never stepped into a glass class, as well as people that want to focus on the building blocks of glass.

METALS WORKSHOPS

Weekend Workshops

May 13-15

Micro Forming Techniques
Andrea Kennington & Les Bryant

Fee: \$300

Skill Level: BEG-INT

Instructor Contact:

metalsmith@kenningtondesigns.com;
ncblack.com

Learn the basics of micro shell forming. Use half the normal amount of metal to make typical-scale pieces of jewelry. Make delicate forms with ease. Complete set of tools provided for your use; available for purchase after the workshop.



KENNINGTON

May 20-22

"Green" Silver Jewelry Fabrication

Kip Kniep

Fee: \$300

Skill Level: BEG-INT (soldering experience preferred)

Materials Fee: \$25 (to be paid directly to instructor)

Instructor Contact: celinekniep@gmail.com

Learn how to turn scrap silver into dimensional material for jewelry making. Participants will make a bangle bracelet and set of earrings from reclaimed silver.



KNIEP

May 27-29

Beginning Jewelry Making

Stephen Spicer

Fee: \$300

Skill Level: BEG-INT

Instructor Contact: jewelry@spicerandcompany.com

Create earrings, pendants, and more in copper and/or silver while learning to form, saw, solder, file, finish, and polish. More advanced students receive instruction for more challenging pieces.



HEWGLEY

June 3-5

Jewelry Making: The Bare Necessities

Christina Hewgley

Fee: \$300

Skill Level: BEG-INT

Instructor Contact: ch@anviljewelry.com

Learn the core skills, tools and techniques necessary to implement a safe and budget-friendly jewelry studio. Gain experience with the basics of metalsmithing, with a focus on bench techniques and design.

Three-Week Intensive in Metals*

*Please see back cover for scholarship and college credit information.

June 12-July 1

**Fabrication & Mechanism for Jewelry
& Kinetic Objects**

Dukno Yoon

Fee: \$1,750

Skill Level: INT-ADV

Instructor Contact: dukno@ksu.com



YOON

This workshop will focus on fabrication for small-scale metalwork along with cold connections and mechanical movements. Students work on projects including a hollow ring with bell, a hinged locket, and design and create kinetic jewelry or an object using learned techniques.

One-Week Workshops*

*Please see back cover for college credit information.

July 10-15

Colorful, Narrative Tin Jewelry

Marlene True

Fee: \$500

Skill Level: INT

Instructor Contact: metal@marlenetrue.com

Learn to make colorful, unique jewelry by working with tin combined with traditional and other materials. Focus on design layout, fabrication techniques for tin, creative cold connections, die forming, and working with cold steel.

July 17-22

Small Fabricated Containers

Jason York

Fee: \$500

Skill Level: INT

Instructor Contact:

the.york@hotmail.com

Design and fabricate small, lidded geometric vessels using a hydraulic press, basic fabrication and sheet forming.



YORK

July 24-29

Working with Reactive Metals

Bill Seeley


Fee: \$500

Skill Level: INT

Materials Fee: \$75-\$100 (based on use and purchases, to be paid directly to the instructor)

Instructor Contact: bill@reactivemetals; reactivemetals.com

Explore the attributes of the reactive metals titanium and niobium. Gain experience with safety, anodizing, masking, selective removal, and graphics. Participants are encouraged to produce materials for later use in finished jewelry.



SEELEY

WOOD WORKSHOPS

Weekend Workshops

May 13-15

The Application of Studio Woodturning Techniques

Paul Ferrell

Fee: \$330

Skill Level: BEG-INT

Materials Fee: TBA (to be paid directly to the instructor)

Instructor Contact: bfc12@netzero.com

Learn to use production methods to simplify and refine small and large woodturning projects. Methods taught include the use of jam chucks, waste blocks, surface decoration, modified tools, and advanced wood preparation.

May 20-22

Woodturning for Beginners

Simon Levy

Fee: \$330

Skill Level: BEG

Instructor Contact:

simon@simonlevywood.com

Learn to turn open bowls or platters on the lathe, using a bowl gouge. Instruction will include basic lathe operation and safety, tool use and sharpening, and form design. Each student should be able to take home at least one turned piece.



LEVY

May 27-29

Pyrography & Power Carving

Myra Orton

Fee: \$300

Skill Level: BEG-INT

Materials Fee: \$10 (to be paid directly to the instructor)

Instructor Contact:

myraorton@bellsouth.net

Students will learn techniques to become proficient in the art of wood burning. You will create unique surface embellishments, combine wood burning and power carving, and use paints to enhance surface embellishments.



GOSSETT

June 3-5

Bend It, Carve It, Sculpt It

Trey Gossett

Fee: \$300

Skill Level: BEG-INT

Materials Fee: \$30-\$50 (payable to TBA)

Instructor Contact:

treygossett@yahoo.com

Learn basic woodworking techniques which can be executed easily and cheaply with only a few simple tools in order to create intricate pieces of art.



JORDON

Three-Week Intensive in Wood*

*Please see back cover for scholarships and college credit information.

June 12-July 1

Craved Cabinetry

Steve Tengelsen

Fee: \$1,750

Materials Fee: \$100-\$400 (contact instructor to select project, instructor will provide details)

Skill Level: INT-ADV

Instructor Contact: steve@sptwoodworking.com

Learn to approach cabinets as custom pieces of furniture and lend personality, elegance, and more efficient functionality to your kitchen. Gain experience constructing cabinet drawers and doors, considering ergonomics for different kitchen functions, veneering, finishing, and modifying cabinet hardware for non-standard shapes and sizes.

One-Week Workshops*

*Please see back cover for college credit information.

July 10-15

Building a Continuous-Back Windsor Chair

Michael Herrel

Fee: \$500

Skill Level: All Skill Levels (Required: students should be comfortable using a table saw)

Materials Fee: \$275 (to be paid directly to the instructor)

Instructor Contact:

colonialchairco@aol.com

Gain experience utilizing techniques that are over 250 years old; use tools from the same period. Learn to bend wood for the arms and bow, carve the seat and shave the spindles while uncovering the steps and secrets to creating these magnificent chairs.



HERREL

July 17-22

Woodturning for Furniture

Nick Cook

Fee: \$550

Skill Level: INT-ADV (Required: prior experience with woodturning)

Instructor Contact: nickcook@earthlink.net

Gain skill at the lathe while covering safety, turning tools, sharpening, and proper cutting techniques. Practice a variety of cuts, learn to make basic shapes required for spindle turning and do some faceplate work. Projects include table legs, bun feet, finials, drawer pulls, table lamp, and three & four leg stools.

July 24-29

Turning Carved, Textured Vessels

John Jordan & Dan Bailey

Fee: \$550

Skill Level: INT-ADV

Instructor Contact:

john@johnjordanwoodturning.com

Explore various methods of decorating turned bowls and vessels, including carving, texturing and coloring. Students should be proficient in the use and sharpening of the bowl gouge; hollow turning demonstrated.

WORKSHOP REGISTRATION & INFORMATION POLICIES

TO REGISTER FOR A WORKSHOP:

- Detach, complete, and mail the registration form to:
1560 Craft Center Drive, Smithville, TN 37166
- Call 931-372-3051 or 615-597-801 to register by phone with a credit card (VISA, MasterCard, Discover or American Express).

Workshop Deposit:

- A 50% deposit of the workshop fee is required to reserve space in a workshop.
- Included in the workshop fee is a \$50 non-refundable, non-transferable processing fee (per workshop).
- The balance of the workshop fee is due 30 days prior to the first day of the workshop.

Cancellation & Refund Policies:

- The Craft Center can issue a refund (minus the \$50 non-refundable, nontransferable processing fee) if a workshop participant cancels his/her registration 30 days prior to the first day of the workshop.
- After that date, the Craft Center cannot offer a refund and cannot transfer fees to another workshop fee due to faculty contracts, travel expenses, and materials acquisitions.
- If the Craft Center cancels a workshop, a full refund will be issued.

Minimum Age:

Participants must be a least 18 years of age to register for a workshop.

NOTE: Housing units, buildings and studios are air-conditioned.

ROOM & BOARD POLICIES

- Room & board is available on a first-come, first-served basis.
- Each room is equipped with two twin beds, dresser, bathroom with shower, linens, pillows, blankets, towels, and air conditioning.
- No single rooms guaranteed.

Fees:

- **Weekend (3 days): \$196**
50% deposit = \$98
2 nights and 6 meals
- **Week-long (6 days): \$490**
50% deposit = \$245
5 nights and 15 meals
- **Three-week (19 days):**
 - For those taking the workshop for academic credit = \$1,172
50% deposit = \$586
19 nights and 57 meals
 - For those not taking the workshop for academic credit = \$1,862
50% deposit = \$931
19 nights and 57 meals

Reservations & Deposits:

To reserve room and board, a 50% deposit is required. The balance of the room and board fee is due no later than 30 days prior to the first day of the workshop.

General Information

- Pets are NOT allowed at Craft Center.
- A list of other local accommodations is available on the website.
- For commuters, a la carte meals are available from the NEW Redbud Café.



Appalachian Center for Craft

WORKSHOP REGISTRATION FORM 2011

PLEASE PRINT

PLEASE COMPLETE, DETACH AND MAIL THIS FORM TO:

Appalachian Center for Craft, 1560 Craft Center Dr., Smithville, TN 37166

NAME: _____
 Male Female I am 55+ years old (10% off workshop fee)

ADDRESS: _____

CITY: _____ STATE: _____ ZIP: _____

PHONE: _____ CELL: _____

Best time to call: _____

E-Mail: _____

YES! Please email my confirmation packet to help reduce printing, postage and paper costs.

PAY BY CHECK OR CREDIT CARD (or call 615-597-6801 or 931-372-3051)

Check enclosed, made payable to "ACC"
 Credit card: VISA MasterCard Discover
 American Express

Card # _____ Exp. Date _____ / _____
mo. yr.

Signature _____

WORKSHOP TITLE: _____

WORKSHOP DATES: _____

If the workshop is full, please put me on the waiting list _____

WORKSHOP FEE.....\$ _____

OR 50% deposit of Workshop

Fee.....\$ _____

ROOM & BOARD (optional): Yes, I would like room & board _____

Room & Board Fee.....\$ _____

OR 50% deposit of Room & Board

Fee.....\$ _____

Make a Tax-Deductible gift to the Craft Center (optional):

\$25 \$100 \$500

\$50 \$250 \$1,000 GIFT AMOUNT \$ _____

TOTAL ENCLOSED \$ _____

SCHOLARSHIPS & COLLEGE CREDITS

College credit from TTU is available for the three-week workshops in June (3 semester credit hours) and one-week workshops in July (1 semester credit hour). The Craft Center is also offering up to eighteen \$1,000 scholarships for the three-week intensive workshops for those who qualify; scholarships will be awarded on a competitive basis. Any student enrolled in an accredited undergraduate or graduate art degree program during spring semester 2011, other than those at Tennessee Tech University, is eligible to apply.

If you would like to apply for a scholarship or have questions about college credit, please contact:

Ward Doubet, Director of the Appalachian Center for Craft
wdoubet@tntech.edu

ON-CAMPUS HOUSING

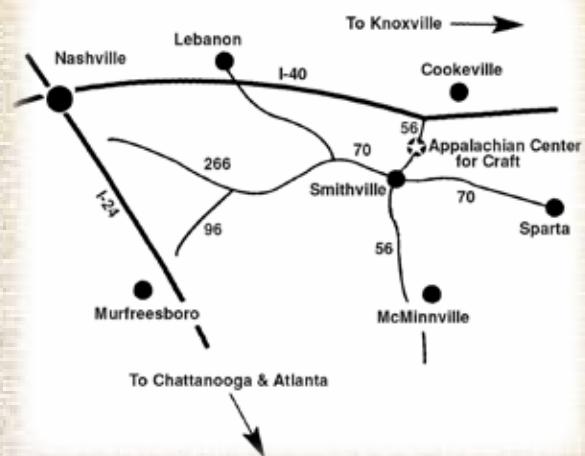


Also new for 2011, Craft Center housing is now available during the weekend workshops, as well as the three-week and one-week classes, on a first-come, first-served basis. Bedrooms have two single beds, one large walk-in closet, two desks, a bathroom with shower, and a complete set of linens, towels, pillows, and blankets. The cabin-like units have small back decks overlooking the woods and Center Hill Lake. There is a central living area shared by the rooms

in each unit, and housing units have either two or four bedrooms. The housing units, studios, and buildings are air-conditioned. We accommodate roommate requests as much as possible, and there is a two people per room maximum. We have the Redbud Café on site, laundry facilities, and four hiking trails of varying degrees of difficulty. Room and board is sold as a package.

FINDING US

Directions: The Craft Center is located in Middle Tennessee, approximately 60 miles east of Nashville and 120 miles west of Knoxville off Interstate 40. From I-40 take Exit 273 (Smithville/McMinnville) onto HWY 56 South for 6 miles. Cross Hurricane Bridge over Center Hill Lake and turn left immediately at the Craft Center sign. Follow the scenic 1.2 mile drive to the facility.



Nashville International Airport is approximately 1 hr and 15 min. west of the Craft Center off I-40. For more information contact the Airport Welcome Center at 615-275-675 or visit www.flynashville.com. Car rental services are available at the airport, and travel to and from the Craft Center is the responsibility of the workshop participant.

NEW REDBUD CAFÉ



As if the relaxed atmosphere and secluded setting weren't enough, the food at the Craft Center is fabulous! Our on-site dining facility, formerly known as the walkway café, has been re-opened under new management as the Redbud Café. Chef and owner/operator Chad Combs took over at the start of 2011, and we are thrilled to have him (and the good eats!) at the Craft Center.

Everyone will appreciate Chad's approach to cooking which is fresh, flavorful and fun. He's been cooking for over twenty years, both in this area and in some of Nashville's most award-winning dining establishments. You'll taste his years of experience in the kitchen in every scrumptious entrée, sandwich, soup, salad, side, sweet treat, and more you'll try while here. If you buy a room and board package, all of these fabulous meals are included. Those not staying on campus can buy meals a la carte. Either way, you won't be disappointed with the taste or the portion sizes. *Let's eat!*

