


Tennessee Technological University

Strategic Planning Reporting System

How to Change Your Password

1. Go to the **“Login”** Screen of the Strategic Planning Reporting System.
2. Click the **“Change Password”** menu option.



TTU TENNESSEE TECH UNIVERSITY STRATEGIC PLANNING SYSTEM


TTU Strategic Planning Website **Change Password** Help

GoalKeeper Name:

Password:

Login

3. Enter your username into the **“Goalkeeper Name”** field. (Example: AA = Academic Affairs)
4. Enter your password into the **“Current Password”** field.
5. Enter your desired password into the **“New Password”** field.
6. Re-enter your desired password into the **“Re-Enter New Password”** field.



TTU TENNESSEE TECH UNIVERSITY STRATEGIC PLANNING SYSTEM

Return to Login

GoalKeeper Name:

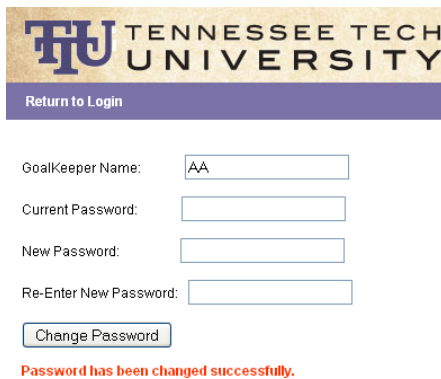
Current Password:

New Password:

Re-Enter New Password:

Change Password

7. If you change your password successfully you should receive a **“Password has been changed successfully”** message.



TTU TENNESSEE TECH UNIVERSITY

Return to Login

GoalKeeper Name:

Current Password:

New Password:

Re-Enter New Password:

Change Password

Password has been changed successfully.