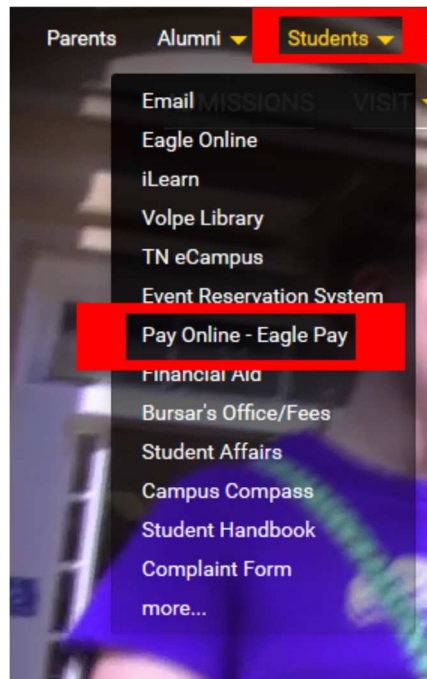


Electronically Receive 1098-T Tax Form

1. Navigate the Tennessee Tech Website Homepage.
 - a. <http://www.tntech.edu>
2. Under the “Students” menu, select the “[Eagle Pay](#)” sub menu item.



3. Login To [Eagle Pay](#)

Students and Staff

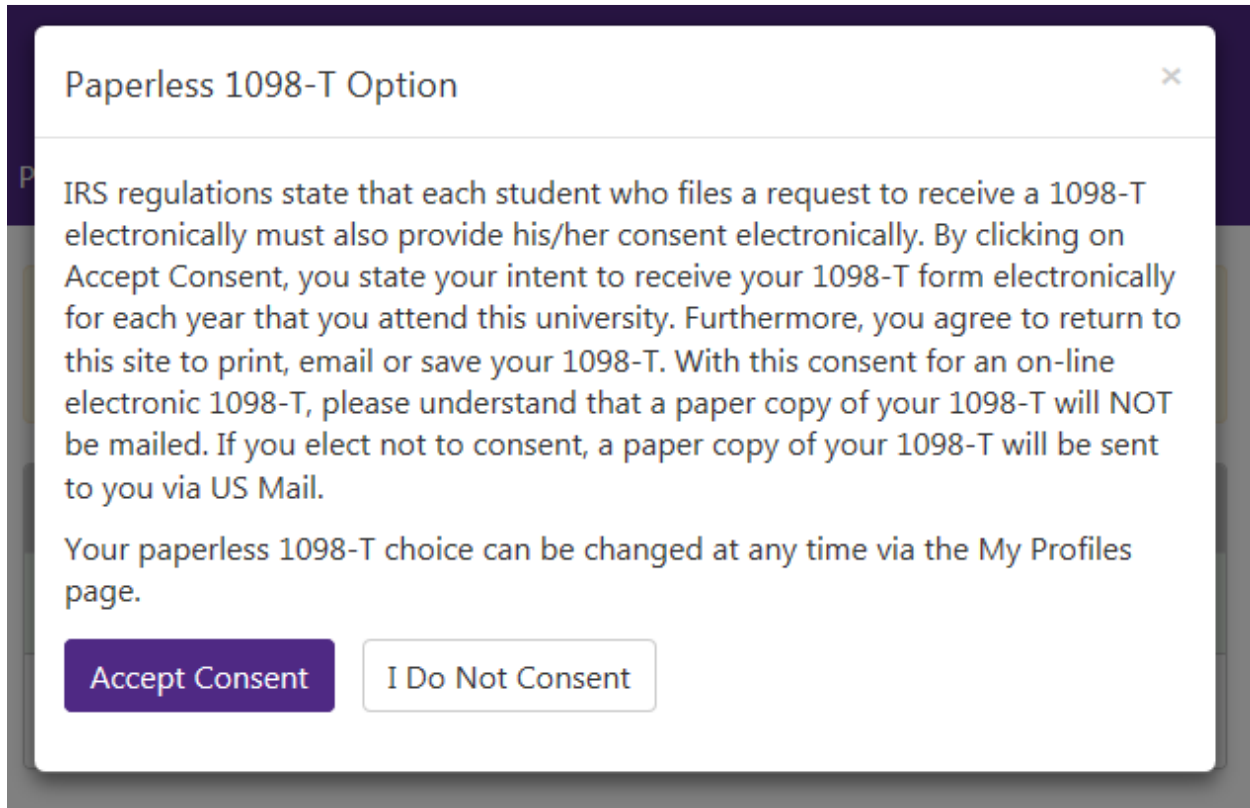
***Indicates required information**

*University ID:

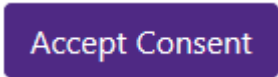
*PIN:

[Login](#)

4. Once logged on, a pop-up will appear that is titled “Paperless 1098-T Option.”



5. Read the Paperless 1098-T Option consent in its entirety.
6. Click “Accept Consent”.



From this point forward you will receive a 1098-T tax form electronically and it will be available to you at any time online through Eagle Pay. Once new forms are released you will be notified by email with instructions on how to access your tax form.



Thank you for helping Tennessee Tech GO GREEN!