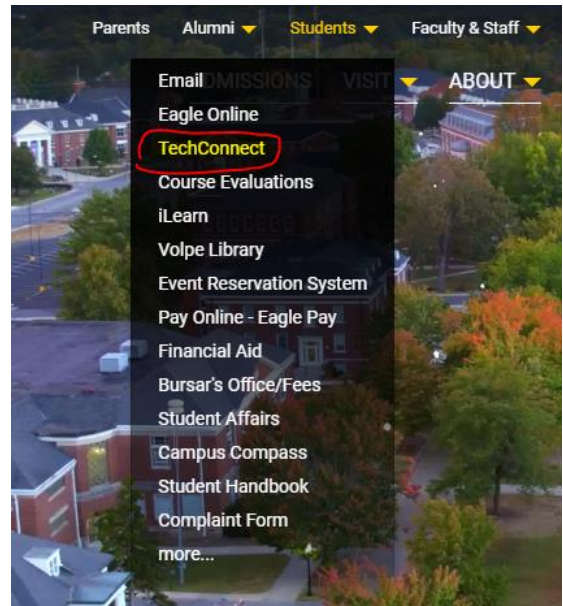


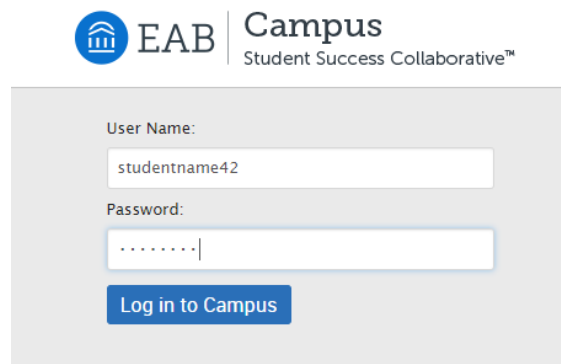
How to Make Appointments with the Writing Excellence Studio at Tech (WEST) Consultants (FNDH 117)

1. Navigate to the TN Tech website. Under “Student” select “Tech Connect” OR navigate directly to TECH CONNECT here:

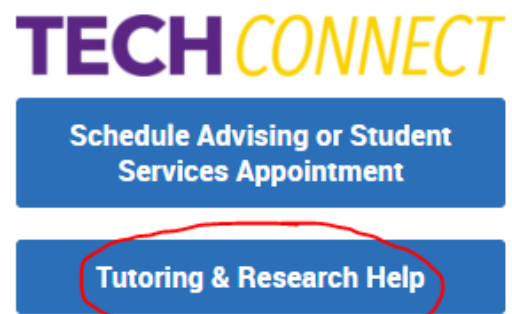
<https://www.tntech.edu/techconnect>



2. Enter your TTU username and password (the first part of your TTU e-mail, same password).



3. On the right side of the page, select “Tutoring and Research Help.”



4. Select “Tutoring - Other” then select “Writing Consultation (WEST).”

Select Tutoring below.

Tutoring - Other ▼

Choose a class or service below and click next.

Writing Consultation (WEST) ▼

5. Click “Next” and select the location “WEST (FNDH 117)” and specify a tutor (if you have a preference).

Select a location.

WEST (FNDH 117) ▼

Select a specific tutor if desired and click next.

If you don't have a preference, just click Next.

Any Tutor

6. Click next to continue to select a date, and appointment time.

Tips for a successful session:

- Come prepared. Bring your book, notes, and any other materials relevant to the assignment.
- Bring your professor’s instructions/assignment sheet along to help the writing consultant understand your assignment’s requirements.
- Come with specific questions/concerns about your writing.

Be sure to cancel any session online through Tech Connect if you are unable to make your appointment.