



Tennessee Tech

Individual Emergency Preparedness Overview





Fall '24 Semester Emergency Preparedness Presentation Topics

These lunchtime Emergency Preparedness presentations will be held in Bell Hall Auditorium on the following Thursdays from 11:00am-12 noon

- **Oct. 10 - Individual Emergency Preparedness**
- **Oct. 24 – Active Shooter Situational Awareness**
- **Nov. 7 - Tech Campus Emergency Preparedness**

Emergency Preparedness Overview

Topics:

- ✓ *Volunteer Tennessee Roles*
- ✓ *Are You Really Prepared for a Disaster?*
- ✓ *Identify Local Risks & Hazards*
- ✓ *Personal Emergency Preparedness Actions*
- ✓ *Make a Family Emergency Plan*
- ✓ *Financial Preparedness*
- ✓ *Build Go-Kits*
- ✓ *Alerts & Apps*
- ✓ *Disaster Volunteer Opportunities*



Volunteer Tennessee Roles



Volunteer Tennessee - Disaster Volunteer Services

- **Volunteer Tennessee is a State of Tennessee Agency**
- **Don Sowers is the Manager of Disaster Volunteer Services and Acting TN State CERT Coordinator**
- **Assists TEMA and Coordinates** statewide volunteer response in the event of a disaster in Tennessee
- **Administrative Liaison** for all local Community Emergency Response Team (CERT) programs in Tennessee to FEMA.



Dr. Donald Sowers



Volunteer Tennessee - Disaster Volunteer Services

- **Facilitates CERT program formation**, registration, guidance, information, communications, training, and collaboration among local CERT programs.
- **Assists local government, schools and other organizations** with Disaster Volunteer response and CERT Program activities.
- **Educator** - Tennessee Tech University
Adjunct Instructor for PRST-6721 Managing
Emergency Volunteers in Disasters



Dr. Donald Sowers



Volunteer Tennessee – Roles in a Disaster

- *Volunteer Tennessee* is the Governor's Commission on **Volunteerism and Community Service**.
- **But did you know?** Volunteer Tennessee is the State agency for **volunteers and donations in times of disaster** under the Tennessee Emergency Management Plan (TEMP) ESF-14
- Volunteer Tennessee - *Disaster Volunteer Services* also provides guidance and acts as a liaison to FEMA for locally led **CERT programs** in Tennessee.



TEMA
Emergency
Operations
Center



2020 Cookeville
Tornado volunteers



Volunteer Tennessee – Disaster Services Webpages



Volunteer Tennessee Disaster Services webpages



<https://www.tn.gov/volunteer-tennessee/disaster-services.html>

**Are YOU
really
prepared
for a
Disaster?**



Are You Prepared for a Disaster...?

“You can make a difference...You can step up and make a difference in someone else’s life. How awesome is that?”



“Quake Heroes” Documentary Trailer (00:45 or 2:52 min.)

<https://quakeheroes.org/>



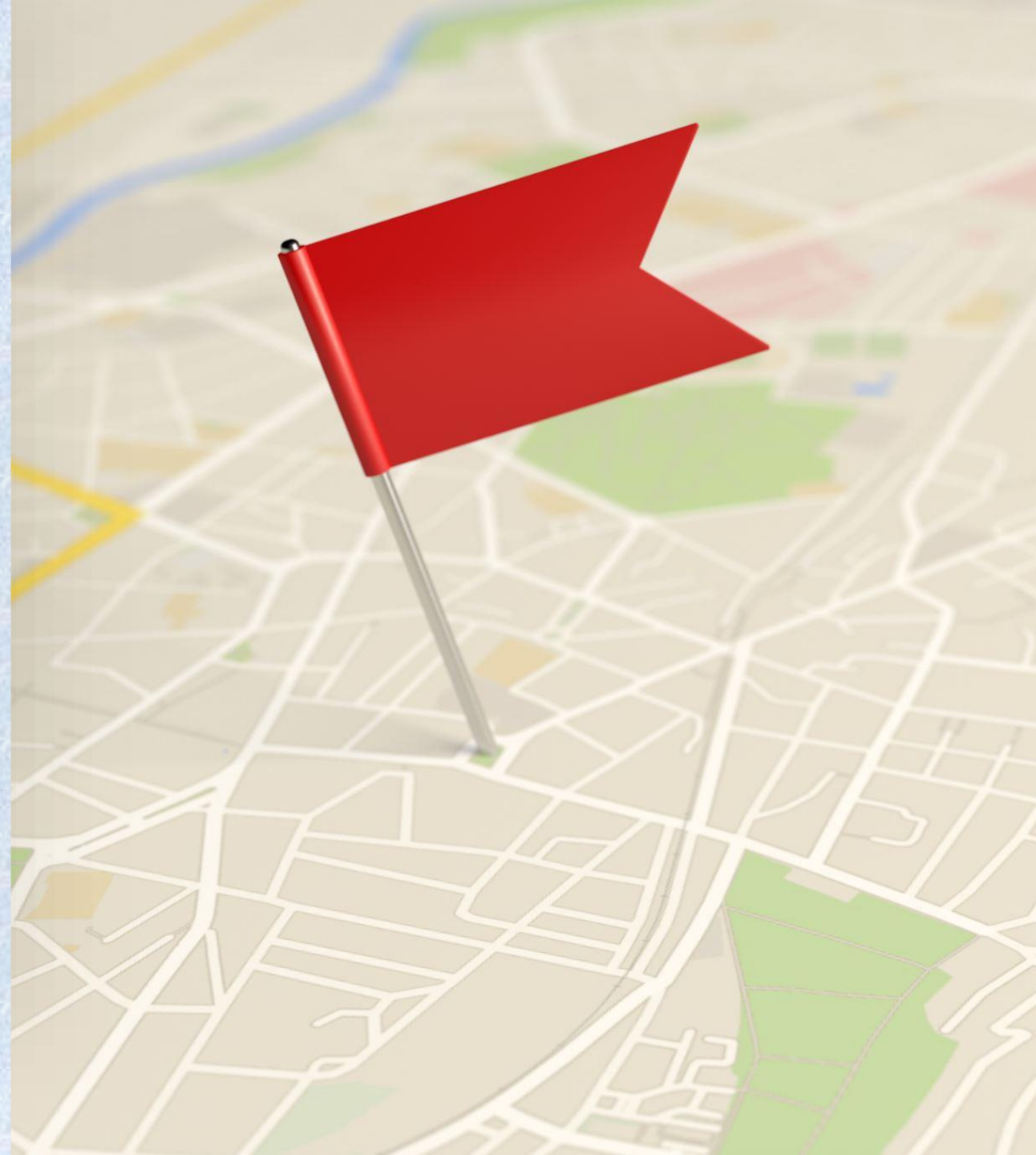
Identify Local Risks & Hazards





Identify Local Risks and Hazards at Tennessee Tech

Tech Individual Emergency Preparedness



Understand the Risks and Hazards in Tennessee

Tennessee Emergency Management Agency (TEMA)

Threats and Hazards webpage

“No matter where you live in Tennessee, it is important to learn about the potential hazards near you and how to receive emergency alerts.”

Chris Johnson – TEMA Assistant Director.



Chris Johnson – TEMA Assistant Director (21 sec. video)

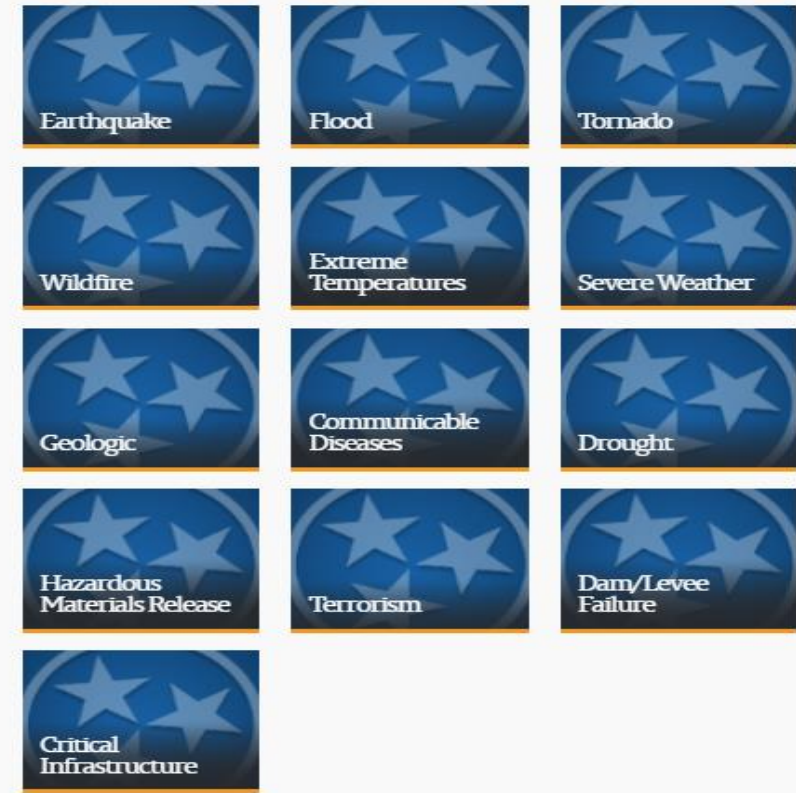


Tennessee Threats

Tennessee's unique geographical location exposes the state and its citizens to severe weather and other threats. The Tennessee Hazard Mitigation Plan identifies 13 hazards of prime concern for the foundation of long-term disaster planning and strategy.

These 13 threats include: Drought, Earthquake, Extreme Temperatures, Wildfire, Flood, Geologic, Severe Weather, Tornado, Communicable Disease, Dam/Levee Failure, Hazardous Material Release, Terrorism, and Critical Infrastructure.

The profiles include hazard descriptions, actions citizens can take to protect their lives, families, communities, and properties, and key terms related to the hazards.



In TN, there are 13 hazards of prime concern

Identify Our Local Risks and Hazards

The [FEMA Region 4 – Tennessee Info](#) and [Risk Reduction in Tennessee](#) webpages have information to help you prepare for, respond to, and recover from disasters specific to your location. Use them to find local disaster recovery centers, flood maps, fact sheets, FEMA contacts, and other resources.

[Identify what disasters can impact you](#) and what steps you should take to prepare.



[USGS – Be Prepared for the Natural Hazards We Might Face](#)
[YouTube video \(2:03 min.\)](#)

Are You Really Prepared for a...?

TORNADO !!!



How to Prepare for a Tornado



SEVERE WEATHER

TORNADO PREPAREDNESS TIPS

KNOW

YOUR AREA'S
TORNADO RISK
& THE SIGNS
OF A TORNADO



HAVE

MULTIPLE WAYS
TO RECEIVE
WEATHER
ALERTS



IDENTIFY

AND PRACTICE
GOING TO A
SAFE
SHELTER



STAY

IN AN INTERIOR
ROOM AWAY
FROM WINDOWS
AND DOORS



Turn on your battery-operated or hand-crank radio




*Take weather alerts seriously
(35 sec. ASL Video)*



What does it mean to “Shelter-in-Place?”



Be prepared to Shelter-in-Place at home or at work for at least 48 hours.



Shelter in place means finding a safe location indoors and staying there until you are given an “all clear” or told to evacuate.



You may be asked to shelter in place because of an active shooter, tornado, chemical, radiological, or another hazard.





**Tennessee
Experiences
Tornados Each
Year!**

Tornado Safety Learn how to stay safe during a tornado, and how to improve your home's ability to withstand tornados from the **American Red Cross**.

Thunderstorms can bring:
Strong winds 💧 **Flash flooding** ⚡ **Lightning**

SEVERE WEATHER

MYTHS VS. FACTS

MYTH: "Homeowners or renters insurance will cover my home and belongings if they are damaged by flood waters."

FACT: Most homeowners and renters insurance policies do not cover damages to a structure or contents in the event of a flood. Only a flood insurance policy will cover flood damage.

MYTH: "I don't need flood insurance because FEMA assistance will cover my damages."


FACT: Not everyone will qualify for FEMA assistance after a disaster. Even if a federal Disaster Declaration is made, post-disaster FEMA grants average less than \$8,000. Remember: just one inch of water in a home can cause \$25,000 of damage.

MYTH: "I rent my home. Only homeowners can purchase flood insurance."

FACT: Most homeowners, renters and businesses in NFIP participating communities can purchase flood insurance. For a list of participating communities in Tennessee, visit www.fema.gov.

MYTH: "I can wait and get flood insurance immediately before a storm and still be covered."

FACT: While you can purchase flood insurance at any time, NFIP policies usually have a 30-day waiting period before the policy takes effect. If you purchase a private flood policy, be sure to ask about the waiting period.




NATIONAL FLOOD INSURANCE PROGRAM®
floodsmart.gov

National Flood Insurance Program (NFIP) policyholders who have questions about their flood insurance policy or the claims process, and disaster survivors who have general questions about the National Flood Insurance Program, can contact a NFIP representative by calling the NFIP Call Center toll-free at 1-800-427-4661.

For individuals who are deaf, hard of hearing or have a speech disability, call 711 (TTY and other services are available). For VRS, please call 1-866-337-4262.


RETHINK FLOOD INSURANCE, TENNESSEE!

A Consumer's Guide to Flood Insurance



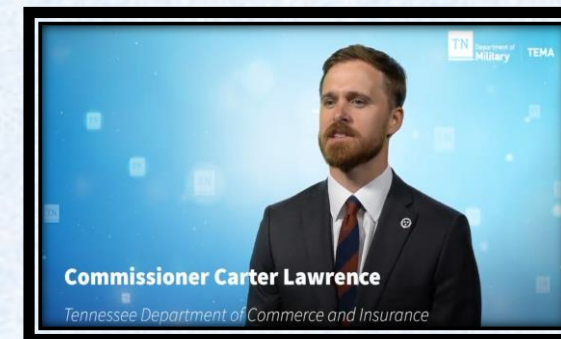
TN Department of Commerce & Insurance
500 James Robertson Parkway
Nashville, Tennessee 37243
(615) 741-2218

www.tn.gov/commerce
[/TennesseeCommerceAndInsurance](https://www.facebook.com/TennesseeCommerceAndInsurance)
[@TNCommerceInsur](https://www.instagram.com/TNCommerceInsur)



TN Department of Commerce & Insurance
Authorization No. 336594 | 1,000 copies | July, 2021
This public document was reproduced at a cost of \$0.12 per copy.

TN Department of Commerce & Insurance – Flood Insurance Brochure



Consider Flood and Earthquake Insurance for your home (40 sec. Video)



Severe Weather Preparedness (1:23 min. Video)

SEVERE WEATHER



[Life Saving Skills: Are You Prepared For A Power Outage? \(Video 0:35\)](#)

[How to Stay Safe When a Power Outage Threatens pdf](#)

Make sure you have...

- ✓ A flashlight
- ✓ A battery or solar powered **phone charger**
- ✓ A **first aid kit**
- ✓ A battery or hand crank powered **radio**
- ✓ Spare **batteries**
- ✓ And at least a **3-day supply** of food, water, and medications

SEVERE WEATHER



Water rushes past the Waverly, TN Junior High School sign after flooding on August 21, 2021. (WSMV photo). Tragically, 20 people died during this flood event.

Tennessee has Experienced Flooding Every Year since 2015

- ✓ Have different ways to receive weather alerts
- ✓ Follow directions from emergency officials
- ⊘ NEVER try to drive on flooded roads.



Flood safety/warning tips (3:02 min. video)
in American Sign Language (ASL) with closed captioning available in multiple languages.

SEVERE WEATHER

Take weather alerts seriously. Almost half of all flash flood deaths happen in vehicles.



A Federal Disaster Declaration was granted to counties recovering from the 2024 flooding in Northeast Tennessee.

[TEMA press release](#)

On September 26, 2024, in Northeast Tennessee there was heavy rainfall and subsequent flooding due to Hurricane Helene. This weather event claimed many lives and left significant damage.

Resources and updates for survivors can be found on the

[TEMA website](#)

and [Volunteer Tennessee Disaster Recovery Resources webpage](#)

When an Evacuation becomes necessary...



**You Want to Leave
Before This Happens!**

Hurricane Helene
I-40 East in Cocke
County, TN
(TDOT) from
News 19 - WHNT



- Prioritize leaving your current location. Get away quickly!
- Know your designated evacuation routes
- Pre-select two meeting points
- Stay Updated
- Take everyone's Grab-n-Go bags
- Bring extra food and water!
- **Sheltering** - Storm shelters are established by **local counties** during severe weather in TN.

Flood Safety Tips:

 Slow down & allow extra space between vehicles.

 "Turn Around, Don't Drown!"

 Never drive around a barricade.

 Keep gas tanks at least half full.



*If you see a flooded road,
Turn Around and Don't Drown! (30 sec. video)*

National Weather Service
*Learn the types of flooding
which are typical in Tennessee*
and how to protect yourself,
your family and your home.



If a **Fire** starts
in this
Building

Do you know
what to say to
9-1-1-?



9-1-1 operator questions.



Please do not Google the answers.



I will randomly call on people with raised hands.



If a Fire Starts ... Q's

A kitchen fire is getting out of control...You need to call 9-1-1

The operator asks you:

What is your emergency?

What exactly is on fire?

What is the address there?

What floor are we on?

What is the name of this building?

Where exactly in the building is the fire located?

What side of the building is the closest entrance?

(North, South, East or West?)

Do you know if people are still inside the building?



**If a Fire starts
in this
Building**



10 West 7th St, Cookeville



Bell Hall Auditorium at TN Tech

**Do you know
what to say to
9-1-1-?**



North, South, East or West?

If a Fire Starts in this Building ... (continued)

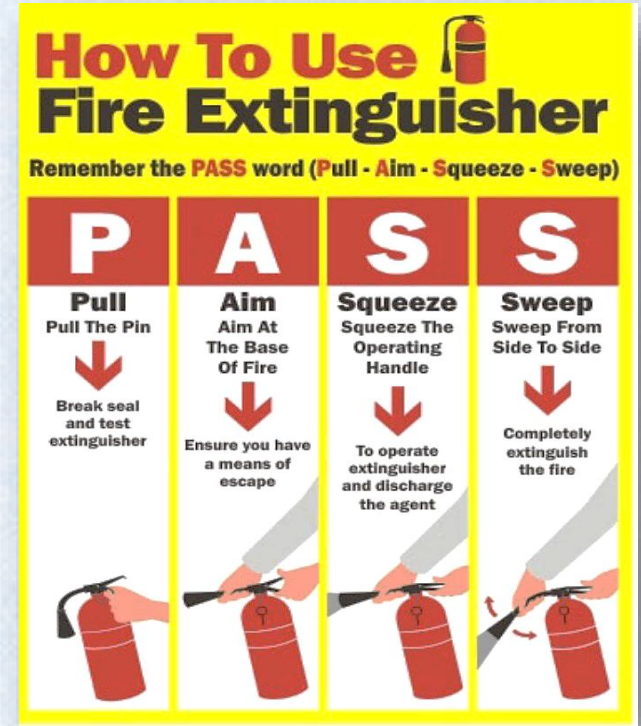
Without looking around, point to the nearest emergency exit... other than where you entered the building?

The power just went out...
Do you have a flashlight or something you can use as a flashlight with you right now?

The first person to turn on a flashlight or cell phone flashlight and point it towards me wins.



Do you Know Where your Fire Extinguishers are Located? ... And How to Use Them?



Those people in green vests are taking FREE
Local Community Emergency Response Team (CERT) Training

If you live near an area prone to fires...

CLEAR THE AREA AROUND YOUR HOME
of ANYTHING that will BURN.

This includes wood piles, dry leaves, newspapers, & other brush.



Get prepared at READY.GOV

Ready. ✓



Stay Informed Before A Wildfire

Receiving timely information about weather conditions or other emergency events can make all the difference in knowing when to take action to be safe.

- Monitor the weather reports provided by your local news radio and TV stations.
- Sign up for local emergency notifications for your community to receive either text message or email alerts.
- Always have extra batteries for a battery-operated radio and your cell phone.



[Wildfires](#) can spread quickly and put your life in danger. [#BeReady](#) before they strike!

Create a fire-resistant zone at least 30 feet around your home, have a go-bag with supplies, and know your evacuation routes. More tips: <http://ready.gov/wildfires>

Do you Have a WORKING Smoke Alarm?



Request an American Red Cross of Tennessee appointment for free smoke alarms and installation.




Working Smoke alarms are much faster than a fire truck!



Replace Smoke Alarm and CO Detector batteries at least once per year!

Do you Have a WORKING Smoke Alarm?

Home fires claim seven lives every day, but having working smoke alarms can *cut the risk of death by half.*



Test your smoke alarms once a month.

A smoke alarm can save your life in a fire. Use the test button to make sure your smoke alarms are working.

SoundtheAlarm.org/Tennessee

How to check your smoke alarm:

- 1 Press the “**test**” button.
- 2 Listen for **3 beeps** to indicate it's working.
- 3 **Check the date** to see if it's less than 10 years old.



Test your smoke alarms and Carbon Monoxide detectors monthly!

Are You Aware of Carbon Monoxide Poisoning?

- ✗ Never use a gas stove or oven to heat your home or workplace.
- ✗ Never use a charcoal grill inside for cooking food.
- ✗ Never plug a portable generator into a electrical wall outlet!
- ✓ Only use a generator outside and keep it at least 20 feet away from doors & windows.

**Consumer Safety Commission -
Portable Generator Hazards**



Personal Emergency Preparedness Actions



Make a Family Emergency Plan



The [**Are You Ready?**](#) guide provides detailed information about how to best prepare for disasters for families and communities. [**Make a plan**](#) today webpage has general disaster preparedness tips and best practices to inform your planning.

[**FEMA - Make a Plan Fillable Form**](#)

[**TN Dept. of Health - Healthy Homes - Prepare for Emergencies**](#)

Make a Family Emergency Plan

During your planning, you should talk with your family about emergencies that are most likely to happen where you live and how you will respond.

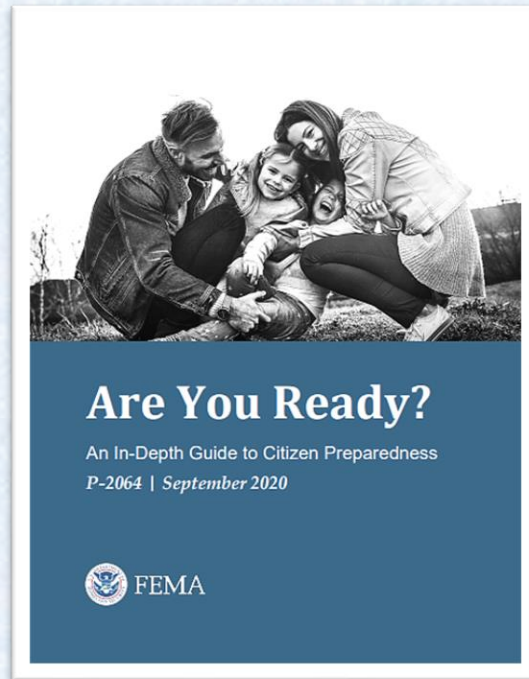
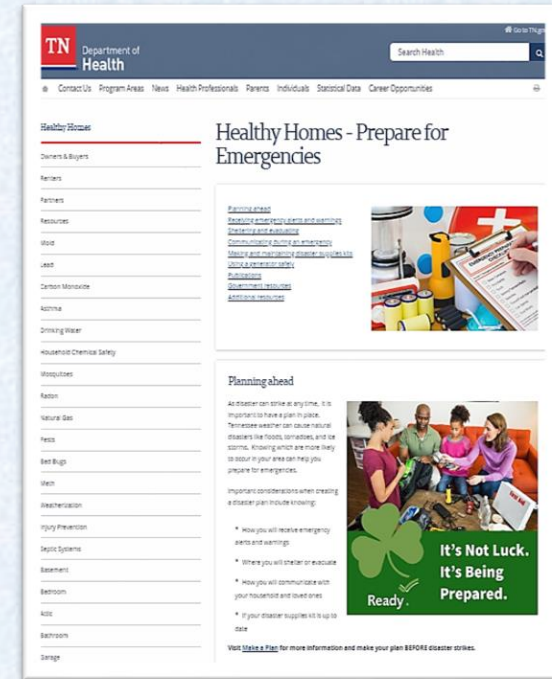
Decide what each family member will do when an emergency happens.

It is important to know your local emergency number if the 911 system ever fail.

Putnam Co. Sheriff Dispatch Alternate Number **(931) 528-8484 then Press “1”**



Emergency Planning Templates

This is a screenshot of the 'Ready.gov' website's 'Family Emergency Communication Plan' form. The page has a green header with the 'Ready' logo and navigation links. The main content area is white with green accents. It includes sections for 'Household Information' (with fields for Home ID, Address, and Phone Number) and 'Family Members' (with fields for Name, Address, and Phone Number). There are also links to 'Make a Plan', 'Plan Ahead', and 'Build a Kit'.

The [Are You Ready?](#) guide provides detailed information about how to best prepare for disasters for families and communities. Learn general disaster preparedness tips and best practices to inform your planning.

[Ready.gov - Family Emergency Communication Plan PDF](#)

[FEMA - Make a Plan Fillable Form](#)

[TN Dept. of Health - Healthy Homes - Prepare for Emergencies](#)

Family Emergency Preparedness Planning

Have you ever thought about...
“**What is the plan** if you at work or your family isn’t home when disaster strikes?”

Take a few minutes to create disaster plans for the places where you and your family spend the most time, so **everyone knows where to go and exactly what to do.**

[FEMA – How to Make a Plan](#)



Include Everyone in Your Planning



[Ready.gov/disability](https://www.ready.gov/disability)

[FEMA Prep Talk - We Succeed or Fail Together by Vance Taylor \(Video 18:25 min.\)](#)

For **people with access and functional needs** and their families, it is important to **consider individual circumstances** and their needs to effectively prepare for emergencies and disasters. [If you use a wheelchair](#), add spare tires and an air compressor to your emergency kit to make sure you can stay mobile in the event of an emergency. [FEMA - Disaster Awareness for People with Disabilities webinar](#).

And there is a [FEMA PSA](#) with personal preparedness tips for people with disabilities in the event of a disaster. This PSA has open captions, a certified deaf interpreter, and emphasizes the [Ready Campaign Four Building Blocks](#) of preparedness - **Be Informed, Make a Plan, Build a Kit, and Get Involved.**

Include the Kids in Your Planning



[Family Communication Plan](#)

[Classroom material for grades 1-12](#)

[CDC – School Preparedness](#)

Disasters can leave children and teens feeling frightened, confused and insecure. Their responses can be quite varied. It is important to not only recognize these reactions, but also help children cope with their emotions. [FEMA - Helping Children Cope](#)

Discuss with your children or students what to do in an emergency. [Ready Kids Publications](#). And see [What you should know about Preparing Kids for Emergencies](#).

And just in case you are separated in a disaster, download the Family [Communication Plan for Kids](#) template designed for children to organize emergency contact phone numbers and identify an emergency meeting place. <https://www.ready.gov/plan-form>

Include Older Adults in Your Planning



Learn what steps older adults can take to prepare.
[**Tips for Older Adults pdf**](#)

Each September is National Preparedness Month, when we encourage you to [**Take Control in 1, 2, 3.**](#) While this FEMA campaign is designed for [**Older Adults**](#), it is accessible and inclusive to help everyone.

Older adults can face greater risks when it comes to extreme weather events and emergencies.

🔍 Assess needs – Does an older adult need medical devices or refrigerated medicines? Do you have a plan for refrigeration if you lose power?

📋 Make a plan – Include them in your planning.

🤝 Engage their support network ahead of time. Have important info and phone numbers handy.

Tip: Older adults should develop a phone call chain of at least three people to rely on during an emergency.

Have You Planned for Your Pets?



[How to Keep Your Pets Safe During a Disaster](#)

[FEMA Prepare Your Pets brochure](#)

Ready.gov/animals

[ASPCA Pet Care – Disaster Preparedness](#)

[FEMA Pet Preparedness Webinars](#)

RedCross.org Pet Preparedness

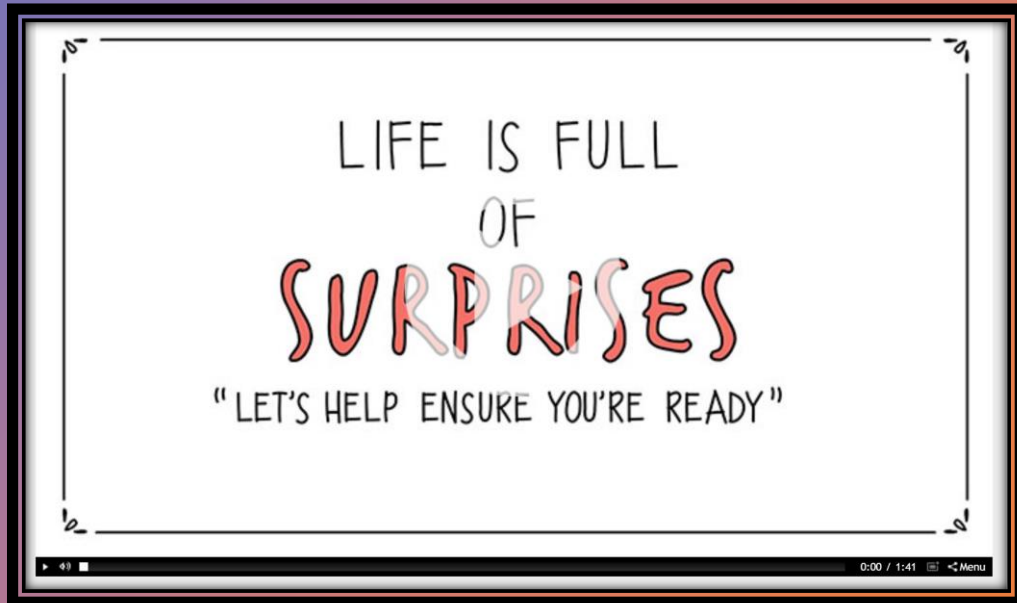
Include: Pet food, Water Bowls, Medicine, and a Collar with an ID tag.

- ❖ **Microchip** and have a recent **Photo** handy of you and your pet in case you are separated.
- ❖ Bring **Leashes/Harnesses/Carriers** for each pet.
- ❖ Add **Grooming items** and Pet shampoo, in case your pet needs some cleaning up.
- ❖ Include pet **Litter/Box/Waste Bags**, and other items to provide for your pet's **sanitation needs**.



Financial Preparedness





[Building an emergency fund \(1:41 min\)](#)

Financial Emergency Preparedness Planning

Does your family or workplace have enough cash and savings in case of an emergency?

[Life is Full of Surprises – Building an Emergency Fund video](#)

Whether it's a leaky roof, a fender bender, or a broken arm, life doesn't always go as planned.

Learn how to build an emergency fund so you'll be ready for whatever comes your way.

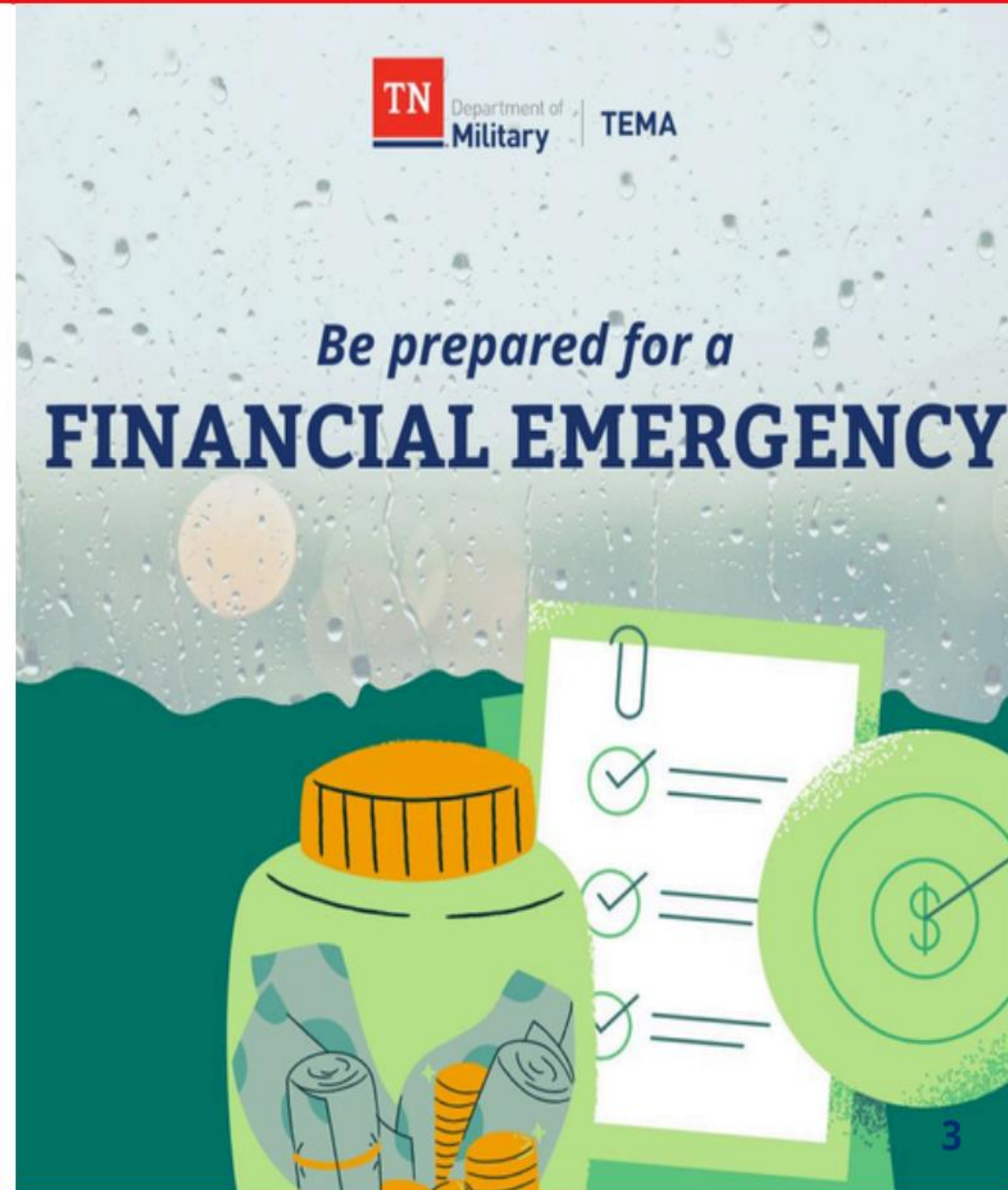
© 2015 No Implied Endorsement – Commercial videos are for informational purposes only.

You work hard to care for your home and save for the future, but disasters can lead to expenses or a loss of income you did not plan for - like a missed paycheck, a damaged roof, a flat tire, or medical bill.

Here are a few steps to take as you check your balances, develop a budget, and start a rainy-day fund:

- Gather important household and medical information.
- Review your insurance policy.
- Be cautious about sharing personal financial information, such as your bank account number, social security number, or credit card number.

More helpful financial preparedness tips:
<https://www.ready.gov/financial-preparedness>





Financial Emergency Preparedness Planning

The *Emergency Financial First Aid Kit* helps individuals at all income levels collect and secure the documentation and extra cash they would need in case disaster strikes.


FEMA - Insure your Property pdf

How FEMA provides support after a disaster

TN Dept. of Commerce - Consumer Disaster Recovery Resources

Consumer Financial Protection Bureau – Personal Finances Disaster Checklist

ready.gov/financial-preparedness





Build Go-Kits



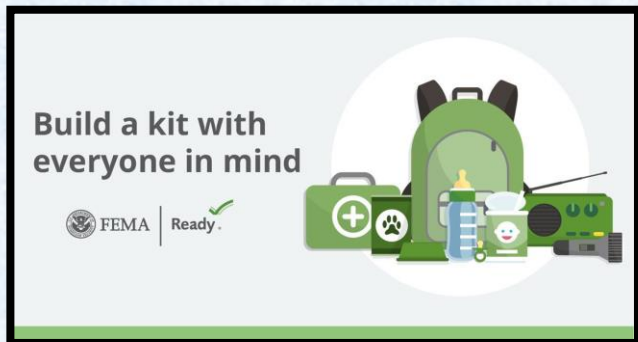
When a disaster happens ...

- You and your family may
 - be on your own
 - for two weeks or more!
- ✓ **Build a 2-Weeks Ready kit** at home and smaller kits for work, school, and vehicles.
 - ✓ **Check in with neighbors** to see how to help each other before and after a storm.
 - ✓ **Evacuation - Know When and Where to Go**

When a disaster happens ... Have a Go-Kit Ready


At a minimum Go-Kits Should Include:

- Flashlight, chargers, and batteries.
- Pet supplies, blankets, and cash.
- Food, snacks, and water for several days.
- Some sturdy shoes, long-sleeved shirts, pants, jacket, and a hat.



Where do you have Go-Kits?

Make sure you have an emergency kit at home, at work, and in your vehicle. So, just in case you need to “Shelter-in-Place” you will already have everything you need .



Personal 72-hour Go-Kit
<https://www.ready.gov/kit>

Kit Storage Locations:

At Home?



At Work?



And in your Vehicle?



If you Must Evacuate...Remember your Go-Kits!

Make sure you already have an Emergency Kit in your vehicle!



Vehicle Go-Kit

<https://www.ready.gov/car>



Include a First-Aid Kit, Cash, and Your Prescriptions!




Put together a [First-Aid Kit](#) for your home, work, and your vehicle.



Do NOT forget extra cash and your
[Prescription Medications](#)
[Tennessee Department of Health Disaster](#)
[Support Network](#)

Beware of Heat Exhaustion - Drink Plenty of Water

Bring and Drink Plenty of Water - Stay Hydrated!



In addition to having food for 14-days, have some extra cases of bottled water at home and work, and keep several bottles of water in your car!

Beware of Heat Related Illness

Do Not Be Overwhelmed...Do Something Once a Month

Complete **1 activity a month** to prepare you and your family for disasters!



Make a
Communications Plan



Create an
Action Plan



Store Water



Build Grab & Go
Kits



Secure Important
Documents



Be 2 Weeks Ready



Learn Fire Safety



Learn Utility Safety



Store Under the
Bed Supplies



Practice Drop,
Cover, and Hold On



Prepare to
Shelter in Place



Conduct a Home
Hazard Hunt

See: [**10 Ready-Made Tips**](#) and [**Take these simple steps**](#)
to be prepared for a disaster or emergency.



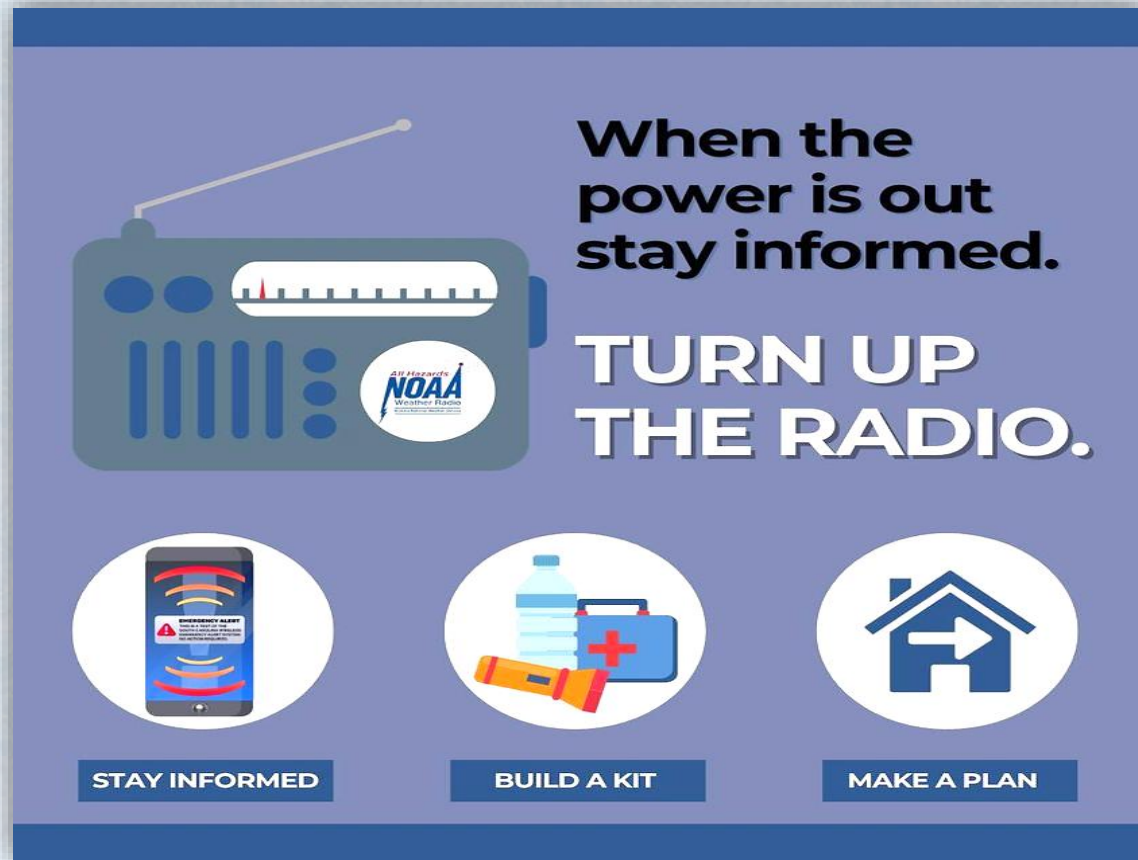
Alerts and Apps


Personal and Workplace ALERTS!




Purchase [NOAA Weather Radios](#) for your Home and Workplace in [Tennessee](#)!
And consider adding a **battery-powered, solar, or hand crank NOAA radio.**

Personal and Workplace Weather ALERTS!



 A WATCH means a tornado or severe flooding is possible.

 A WARNING means a tornado or flood is happening or will happen soon.

**Know how you will receive alerts at work and overnight.
Be prepared to seek shelter immediately if a tornado warning is issued.**

Keep Cell Phones Charged - Have Extra Batteries!

A smartphone can be a lifeline in a natural disaster, and it can be used as a flashlight. But many disasters may take out electricity and cell services. So, always **Keep your cell phone charged.**

To make your cell battery last:

- ✓ Turn down the screen brightness
- ✓ Close unnecessary apps
- ✓ Have an extra cell phone battery and charge it monthly
- ✓ Use a paper map if your GPS is not working.



FEMA - Power Outage Tips

Social Media and Government ALERTS!

Please review [*A Guide for Alerts and Warnings.*](#)



[*https://www.weather.gov/socialmedia*](https://www.weather.gov/socialmedia)





What are WEA – Wireless Emergency ALERTS?

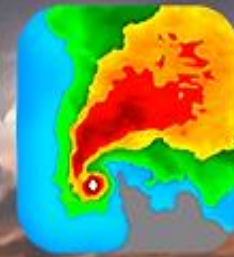
WEA is a public safety system for mobile devices to receive geographically targeted, text-like messages alerting you of imminent threats, dangerous weather, missing children, and other critical situations to safety in your area.

Sign up for NWS Weather ALERTS and Training!


*When Thunder Roars,
Go Indoors!*

Download a *NOAA Weather
App* for your phone.

Being Prepared - Nashville,
TN - Weather Forecast Office
tips and training
opportunities.



NOAA
Weather Radar
Live & Alerts



*Please check out the Free
NWS Nashville Weather
Safety Educational Videos*



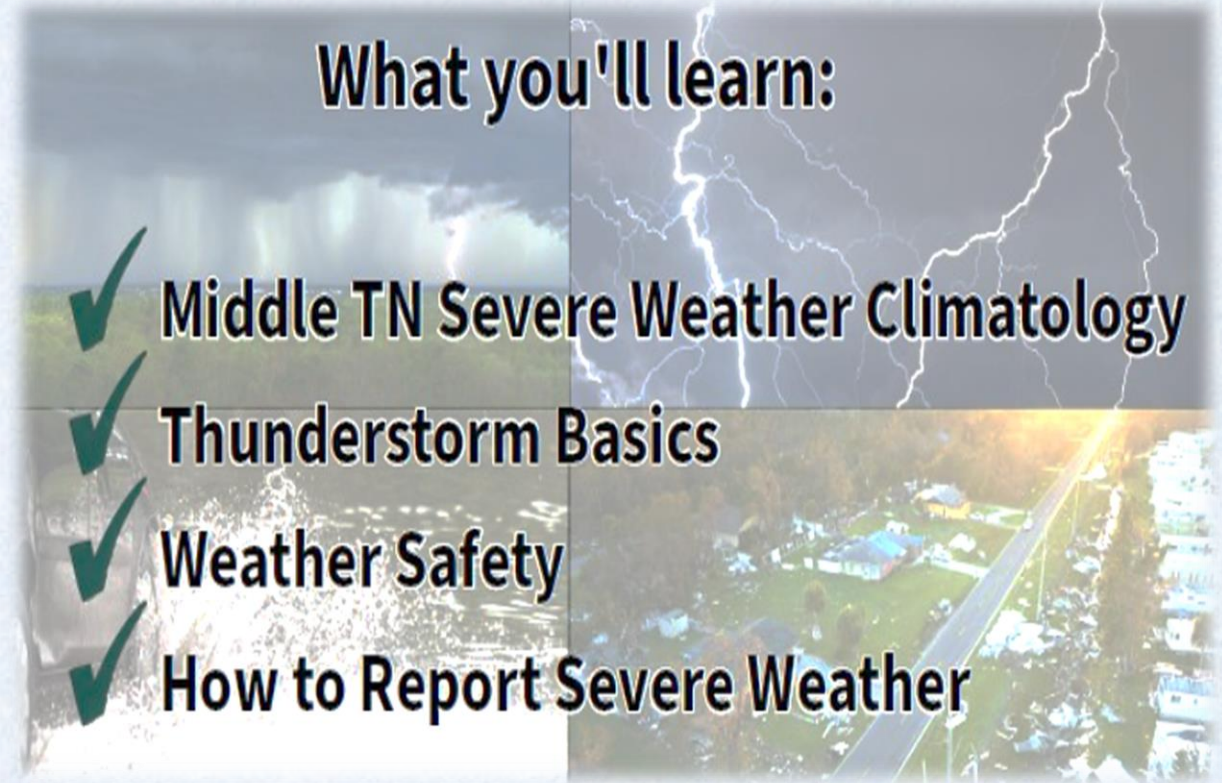
NWS SKYWARN Storm Spotter Class

Join the National Weather Service and Putnam County EMA on Tuesday, October 15th 6:30 PM in Bell Hall Auditorium at Tennessee Tech 10 West 7th St. Cookeville.

[NWS SKYWARN Storm Spotter Program](#)

[Glossary of Severe Weather Terms](#)

<https://www.weather.gov/ohx/skywarn>



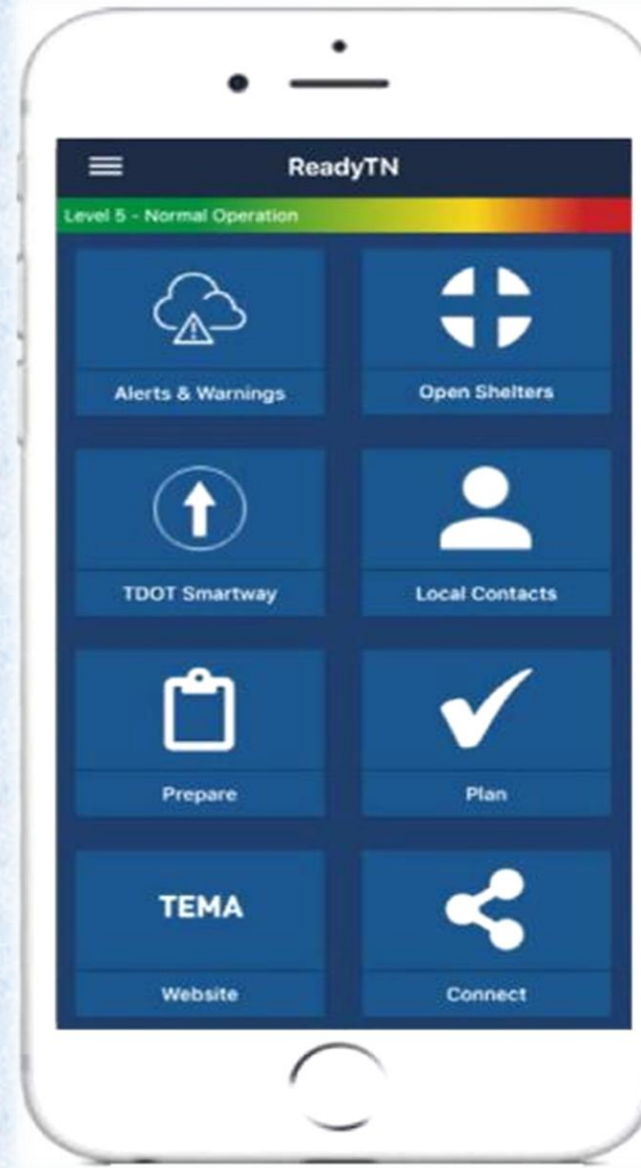
All in-person classes start at 6:30 PM and are FREE!
Visit [weather.gov/ohx/skywarn](https://www.weather.gov/ohx/skywarn) for more information



Get the “ReadyTN” Mobile App

The ReadyTN app is a situational awareness tool for Tennesseans with information on road conditions, weather updates, open shelters, contacts for county emergency agencies, and more.

And be sure to [Sign up for your local community emergency alerts](#).



ReadyTN features include:

Alerts and Warnings

Real time weather and emergency alert messages

Open Shelters

Displays a map of open Red Cross Shelters

TDOT Smartway

Displays a map of real time traffic conditions

Local Contacts

Emergency management contact information by county

Prepare

Information on the hazards of prime concern for Tennessee

Plan

Emergency plan checklists for a variety of scenarios

Website

Directly connects to the TEMA website

Connect

Connects users to social media platforms

The app also features a header displaying the current status of operations. Press releases by TEMA can be found by scrolling below the 8 homepage tiles.

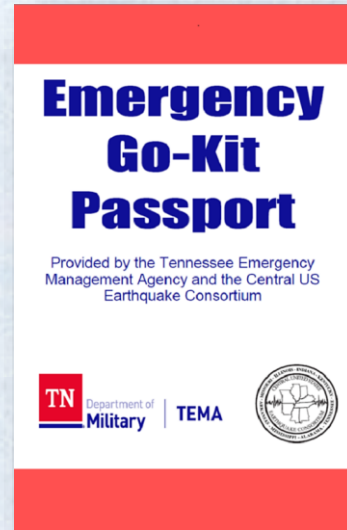
More Mobile Apps

Please download the newly updated [FEMA App](#) to see preparedness strategies and receive real-time weather and [Emergency alerts](#).

And check out the [Check Out the Red Cross Emergency App](#)



Visit [TEMA.gov](https://www.tema.gov) and [Ready.gov](https://www.ready.gov) Websites



To learn more about how you and your family can be ready before disasters, visit the TEMA webpage

www.tn.gov/tema/prepare

There you will find resources such as a [Family communication plan template](#) and a [Basic emergency supplies checklist](#).

<https://www.ready.gov>

[FEMA Ready Website in Spanish and Other Languages](#)

El sitio web de FEMA tiene información y materiales disponibles en otros idiomas además del inglés. [FEMA Seminarios web en español](#).



Disaster Volunteer Opportunities



Personal Disaster Volunteer Opportunities

- An influx of unaffiliated **spontaneous volunteers** or **sightseers** converging on a disaster scene clogs streets and creates problems for responders and emergency workers.
- Instead, if you wish to volunteer in future disasters, please pre-affiliate with a recognized disaster assistance organization. And only respond when government officials call for volunteers then go to a specific **Volunteer Reception Center** location.
- Please visit our [**Volunteer TN - Disaster Volunteer Opportunities** webpage](#) for additional information.

**PLEASE DO NOT
SELF-DEPLOY!**



**Over six-thousand Spontaneous
Volunteers arrived during the
first-day after the 2020
Cookeville Tornado**



Member of the
Tennessee Serves Network



Find your volunteer opportunities in Northeast TN and Bristol, VA



“Spirit of cooperation helps get Tech trainers home from Helene's effects.”

Photo Herald-Citizen Oct 4, 2024

Hurricane Helene Volunteer Information:

- [General Information](#)
- [General In-Person Disaster Relief Volunteer Opportunities](#)
- [Specific In-Person Disaster Relief Volunteer Opportunities](#)
- [Virtual Disaster Relief Volunteer Opportunities](#)

Donation Information:

- [Monetary Donations](#)
- [In-Kind Donations](#)

If you or a loved one has been directly impacted by Hurricane Helene, visit the [Tennessee Emergency Management Agency's website](#) for guidance and resources.

Volunteer Opportunities - Tennessee Serves Network

- Volunteer Tennessee strongly encourages potential volunteers to seek training and pre-affiliate with a recognized disaster response organization in advance of a disaster.
- Potential volunteers can register for disaster-related opportunities through the [Tennessee Serves Network](#) and [JustServe TN Relief Efforts](#).
- And see [AmeriCorps Volunteer Opportunities](#) pages for ongoing local opportunities to serve.
- [How to Get Involved in Your Community](#)



To find a volunteer opportunity near you, visit the [Tennessee Serves Volunteer Portal](#).

Tennessee Voluntary Organizations in Disasters



- Volunteer Tennessee also works closely with [Tennessee Voluntary Organizations Active in Disaster \(TNVOAD\)](#) as a resource for training and volunteer opportunities.
- Consider contacting [recognized VOAD member organizations](#) for training opportunities PRIOR to a disaster.
- See: [When Disaster Strikes...How to Donate or Volunteer Successfully pdf.](#)





Fall '24 Semester Emergency Preparedness Presentation Topics

- These lunchtime Emergency Preparedness presentations will be held in Bell Hall Auditorium on the following Thursdays from 11:00am-12 noon**
- **Oct. 10 - Individual Emergency Preparedness**
 - **Oct. 24 – Active Shooter Situational Awareness**
 - **Nov. 7 - Tech Campus Emergency Preparedness**

Tech Individual Emergency Preparedness Overview

Today's Topics:

- ✓ About Volunteer Tennessee
- ✓ Are You Really Prepared for a Disaster?
- ✓ Identify Local Risks & Hazards
- ✓ Personal Emergency Preparedness Actions
- ✓ Make a Family Emergency Plan
- ✓ Financial Preparedness
- ✓ Go-Kits
- ✓ Alerts & Apps
- ✓ Disaster Volunteer Opportunities



[Tech Interdisciplinary Studies](#)
[webpage link to a PDF of](#)
[these PPT slides with the](#)
[active hyperlinks.](#)





**Thanks for taking the time
to be prepared!**

**In the coming weeks,
please join us for
presentations on:**

**Workplace Preparedness
and**

**Campus C.E.R.T.
Community Emergency
Response Teams**





For More Info - Please Contact:



Don Sowers – Volunteer Tennessee

- Manager of Disaster Volunteer Services
- Acting TN State CERT Coordinator
- Adjunct Instructor at TN Tech University

Ofc: 615-742-6775

Cell: 818-519-6881

Don.Sowers@TN.gov
dsowers@tntech.edu



***Thanks for Taking the
Time to Be Prepared!***



