



Awesome Access: Converting from Text

Center for Innovation in Teaching and Learning


This document outlines the steps for how to use Awesome Access with a passage of text.

Awesome Access

Awesome Access is a program available to the faculty and students of Tennessee Tech that can make any file, URL, or text accessible following four steps. The program sends the completed accessible file in your preferred format to your specified email address.

Converting from Text

1. Go to [Awesome Access \(tntech.edu\)](http://tntech.edu)
2. Select **Text** in the source box



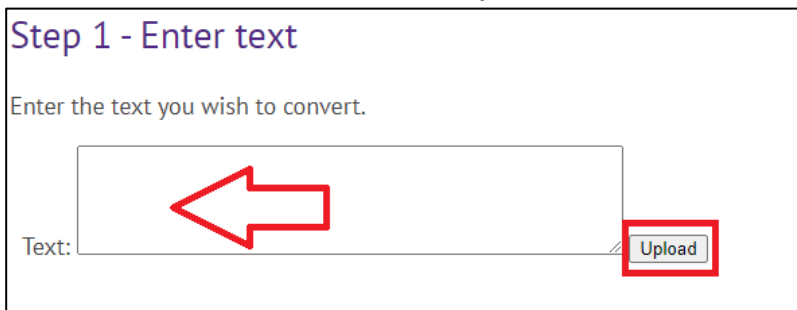
Source

File

URL

Text

3. Enter **Text** into the textbox and select **Upload**

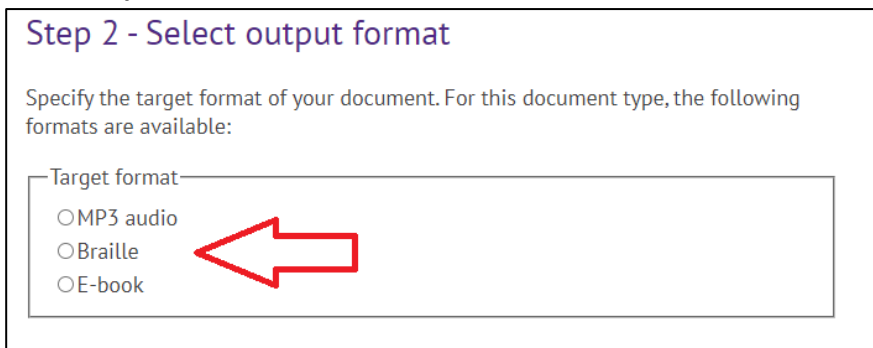


Step 1 - Enter text

Enter the text you wish to convert.

Text:

4. Select **output format**



Step 2 - Select output format

Specify the target format of your document. For this document type, the following formats are available:

Target format

MP3 audio

Braille

E-book

5. Select **audio options** (defaulted to American English with Normal speed)


Step 3 - Specify audio options

Specify the natural language of your document and how fast you want the speech.

Options

Language:

Speed:



6. Enter your **email address** and select **Submit**. When the file is ready, it will be sent to your email.

Step 4 - Enter email address and submit request

Email address: