

Extraordinary Online Teaching

Dr. Sandi Smith-Andrews

Ms. Haylee Layne

A large, dark blue, diagonal shape that starts from the bottom left and extends towards the top right, covering the lower half of the slide.

Planning an Online Course




How is online teaching different?

- Absence of a physical meeting space
- Time spent planning and creating online content
- Communication via email or other online channels
- Emphasis on visual design of content
- Flexible schedule

What online learning is not supposed to be

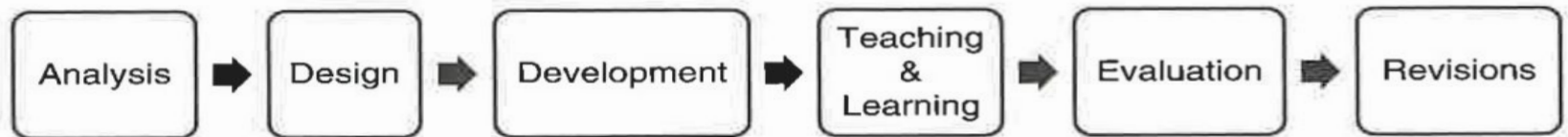
- Primarily a set of recorded videos (in-class lectures)
- Giving students a bunch of tasks
- Anti-social
- Boring
- Devoid of an instructor



Expectations for Online Course Quality

- LMS/Course Orientation
- Clear Outcomes
- Authentic Assessments
- Extensive Instructional Materials
- Diverse Technology and Multimedia
- Navigation and Accessibility

Phases of Course Design

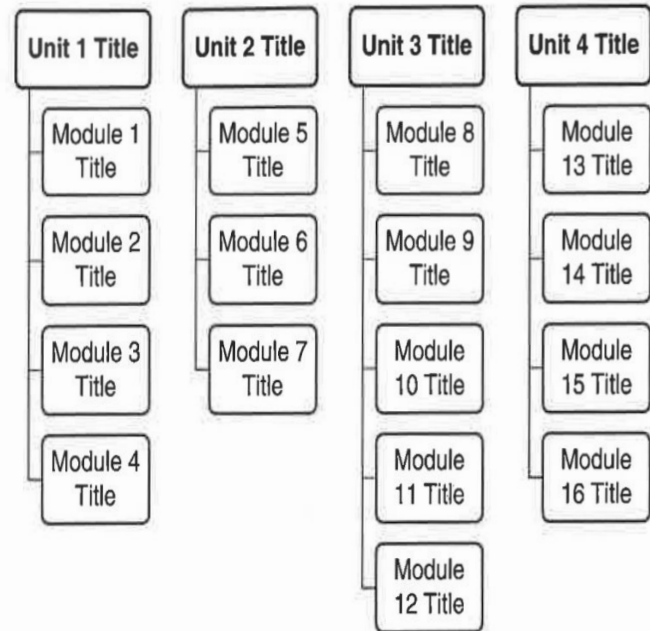


Online Teaching at its Best. Nilson, L.B., & Goodson, L.A.(2018)

Course Design Structure

- Making outlines
- Developing a concept map
- Making a graphic of the course structure

Example of Unit Structure for Course Weeks



Roles of the teacher and the student

Teacher:

- Designing the course
- Teaching in the course
 - Modeling
 - Scaffolding
- Communicating
 - Providing feedback
 - Assessing student progress

Student:

- Engaging in assignments and activities while:
 - Collaborating with peers
 - Asking questions
 - Sharing content
 - Reflecting
- Reevaluating content after feedback

Creating a Course in iLearn

Table of Contents

⋮ Course Information

⋮ Week 1 (Sep. 30th -
Oct. 6th)

⋮ Week 2 (Oct. 7th-
13th)

⋮ Week 3 (Oct. 14th-
20th) Fall Break

⋮ Week 4 (Oct. 21st-
27th)

⋮ Week 5 (Oct. 28th-
Nov. 3rd)

Table of Contents

8

⋮ Course Information

2

⋮ [Module 1](#)

2

⋮ Materials Module 1

⋮ Assignments
Module 1

2

⋮ Module 2

2









⋮ Module 3

⋮ Module 4

⋮ Module 5

1

Creating a Course in iLearn cont.

	Course Syllabus	▼	✓
	Web Page		
<hr/>			
	Course Calendar	▼	✓
	Web Page		
<hr/>			
	About the Professor	▼	✓
	Web Page		
<hr/>			
	Academic Integrity Contract	▼	✓
	Web Page		

Course Syllaabus/iLearn Help Example

[FOED 6320 Syllabus](#)

[iLearn Help Link](#)





This Month

June 2019

● CUED-7520-500 - Teaching and Learning Online ▾

Create Event

Set Dates

Import Events

Sunday	Monday	Tuesday	Wednesday	Thursday	Friday	Saturday
26	27	28	29	30	31	1
2	3 Week 1 Ope Week 1 Ope	4	5	6	7	8
9 Week 1 Clos Week 1 Clos	10 Week 2 Ope	11	12	13	14	15
16 Week 2 Clos	17 Week 3 Ope	18	19	20	21	22
23 Week 3 Clos	24 Week 4 Ope Week 4 Ope	25	26	27	28	29
30 Week 4 Clos Week 4 Clos	1 Week 5 Hap Week 5 Hap	2	3	4	5	6

Welcome to FOED 6320: Educational Applications of Technology!



Posted Jan 11, 2019 1:30 PM



Welcome to FOED 6320! This course was specifically designed to inform, enlighten, and engage learners (classroom teachers, administrators, or other educational professionals) about the various aspects of educational applications of technology.

My name is Dr. Sandi J.W. Smith-Andrews. I will be your instructor for this semester. We will learn a lot about each other beginning with the first assignment. I look forward to teaching and learning from each of you. Please do not hesitate to communicate via email (sjsmith@tntech.edu) or my cell phone (text messages are great but make sure you identify yourself and the course because you will not be a "contact" in my phone) @ 931.261.8601.

Oath of Academic Integrity

[Return to Content](#)

Question 1

Dear Tara:

Please carefully read and review the statement(s) below. Once you have finished reviewing the statement(s), *type out your full name and T-Number as your signature to accept that you understand these terms and agree to complete the course abiding by these policies of academic integrity.* You must complete this agreement before beginning the course.

Tennessee Tech's Academic Oath of Integrity:

"Aware of the great traditions and accomplishments of Tennessee Technological University, and fully aware that I am entering an academic culture; I hereby solemnly affirm that I will pursue truth, a fundamental part of education; I will uphold the standards and traditions of our University; I will cultivate the good name of our University; and I will conduct all my studies following our principles of academic integrity."

For this course, this means that you are NOT allowed to access your notes, class lectures, the textbook, or other online sources (such as Wikipedia, etc) for assistance during your quizzes/exams. Complete all exams using the Honor System, as if you were in a face-to-face classroom with an instructor present.

Additionally, unless specifically designated as such, the assessments in this course are NOT group work. Where applicable, assignment(s) should include in-text citations for thoughts that are not originally your own, and a reference page for all the citations in your document(s). Plagiarism and cheating will be taken seriously in this class; infractions will result in a zero for the assessment and will be reported to the university.

Creating a Course in iLearn cont.

⋮ Week 1 (Sep. 30th - Oct. 6th) ▼

Upload / Create ▼

Existing Activities ▼

⋮ Assignment 1 ▼

📄 Assignment

✓

⋮ Week 1 Discussion ▼

💬 Discussion Topic

✓

⋮ Week 5 (Oct. 28th- Nov. 3rd) ▼

Upload / Create ▼

Existing Activities ▼

⋮ Quiz 1 ▼

🔍 Quiz

✓

🕒 Starts Oct 29, 2019 11:44 AM Ends Oct 29, 2019 11:30 PM

Materials Module 1 ▼

Article 1 ▼

🌐 Web Page

✓

Video 1 ▼

🌐 Web Page

✓

Assignments Module 1 ▼

Assignment 1 ▼

📄 Assignment

🕒 Due December 1 at 11:30 PM

•

Week 1 Discussion ▼

💬 Discussion Topic

•



Quiz 1 ▼

🔍 Quiz

🕒 Starts Oct 29, 2019 11:44 AM Ends Oct 29, 2019 11:30 PM

•

Creating a Course in iLearn cont.

<input type="checkbox"/>	Current Quizzes	Published
<input type="checkbox"/>	Quiz 1 ▼  Available on Oct 29, 2019 11:44 AM until Oct 29, 2019 11:30 PM	-
	Future Quizzes	Published
<input type="checkbox"/>	Quiz 2 ▼  Available on Oct 30, 2019 11:43 AM until Nov 5, 2019 4:43 PM	-

Assessments

- Tests and Quizzes (Perpetual or Traditional)
 - Multiple-Answer
 - True-False Items
 - Short-Answer
- Papers (Assignments)
- Discussions (Discussion Boards)
- Graphics (Discussion or Assignments)
- Videos (Discussion or Assignments)
- Self-Assessments (URL)
- Reflection (Discussion or Assignments)
- Group Work
- Proctored Assessments/Respondus Monitor



Assessments you can create within iLearn

- Test or Quiz (Perpetual or Traditional)
 - Multiple-Answer
 - True-False Items
 - Short-Answer
- Discussion (Discussion Boards)
- Assignments
- Survey
- Checklist



Turnitin

Edit Assignment - Assignment 1 ▾

Properties

Restrictions

Objectives

Turnitin®

Turnitin® Integration

GradeMark® ⓘ

Evaluation

☒ Enable GradeMark® for this folder

If you would like similarity scores to be generated, ensure you also enable Originality Check® below

Originality Check® ⓘ

☒ Enable Originality Check® for this folder

Turnitin cont.


Edit Assignment - Assignment 1 ▾

[Properties](#)

Restrictions

Objectives

Turnitin®

<input type="checkbox"/>	Assignment	Completed	Evaluated	Feedback Published	Due Date
	No Category				
<input type="checkbox"/>	Assignment 1 ▾ 				Dec 1, 2019 11:30 PM

Respondus LockDown and Monitor

Manage Quizzes

Question Library

Statistics

LockDown Browser

Quiz 1

LockDown Browser Settings

- ☐ Don't require Respondus LockDown Browser for this exam
- ☒ Require Respondus LockDown Browser for this exam
 - ☒ Require LockDown Browser to view feedback and results

Password Settings

Password to access exam (optional)

Advanced Settings

Monitor Webcam Settings

- ☒ Don't require Respondus Monitor for this exam
- ☐ Require Respondus Monitor for this exam
- ☐ Either Respondus Monitor or a proctored lab can be used to take this exam

Save + Close

Cancel

Respondus LockDown Browser™ is a customized browser that increases the security of test delivery in iLearn at Tennessee Tech.

<https://www.tntech.edu/citl/tech-services/respondus/>

Outside Tools for Online Teaching

- Google Suites
 - Slides
 - Docs
 - Sheets
 - Forms
 - Drive
- Google Hangouts
- Chrome Extensions
 - Screencastify
 - Kami
- VoiceThread
- LiveBinder
- Padlet
- Flipgrid
- Weebly
- Edublogs



Online Course Development Checklist

Course Beginnings

- Course Identification
- Fonts, Colors, and Styles
- Navigation
- Syllabus
- Welcome
- Start-Here Tips
- Outcomes
- Orientation
- Communication
- Academic Integrity Expectations
- Directions for Getting Help

Technology

- Technology Information
- LMS (Learning Management Systems) Tools
- Other Technology Choices
- Student Technology Choices
- User-Friendly Tools and Materials
- Other Adjustments for Students with Disabilities

Online Course Development Checklist cont.

Assessments and Grading

- Rubrics and Examples
- Assessments
- Instructor Feedback
- Final Course Grades
- Student Feedback

Course Materials

- Organization
- Content Materials
- Learning Activities
- Media Variety
- Academic Integrity