

Student Engagement

*Cheryl Tays, Instructional Designer
Center for Innovation in Teaching and Learning
Tennessee Tech University*



Imagine a Presentation Without a Presenter



Engagement = Active Learning

Active learning
incorporates
interaction, vital to
building a sense of
belonging...a
community of inquiry

"Learning should be an active process.
Too often, students come to school to
watch their teachers work."

Will Daggett

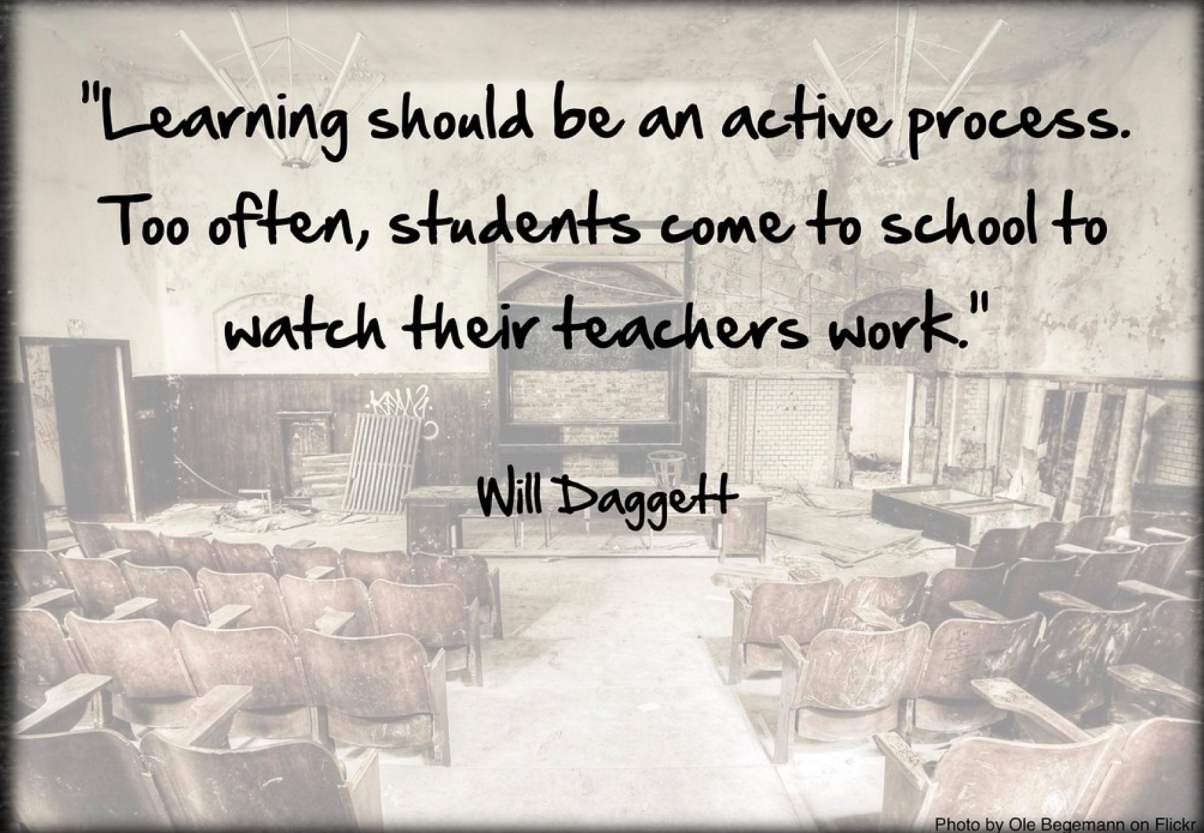


Photo by Ole Begemann on Flickr

[This Photo](#) by Unknown Author is licensed under [CC BY-SA-NC](#)

Engagement Techniques

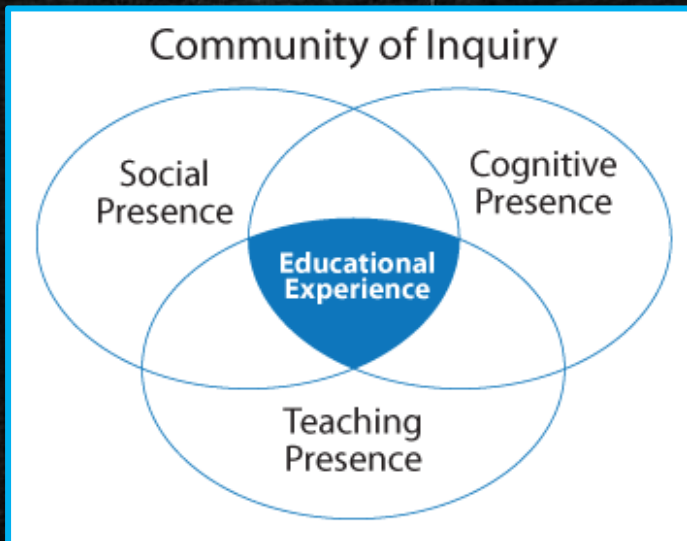
- Determine **how students will interact**
 - Engage with instructor
 - Reflect on learning
 - Collaborate with others on project
 - Engage with other students
- Choose **technologies** to support interaction that are institutionally supported
- Focus on **formative assessments** / knowledge check activities (holistically) and process of **feedback**.



This Photo by Unknown Author is licensed under [CC BY-ND](#)

Community of Inquiry

Represents a process of creating a deep and meaningful (collaborative-constructive) learning experience through the development of three interdependent elements



[Video Clip](#)

Social	"the ability of participants to identify with the community (e.g., course of study), communicate purposefully in a trusting environment, and develop inter-personal relationships by way of projecting their individual personalities" (Garrison, 2009)
Cognitive	"the extent to which learners are able to construct and confirm meaning through sustained reflection and discourse" (Garrison, Anderson, & Archer, 2001)
Teaching Presence	"the design, facilitation, and direction of cognitive and social processes for the purpose of realizing personally meaningful and educationally worthwhile learning outcomes" (Anderson, Rourke, Garrison, & Archer, 2001)

Community of Inquiry in Your Course

Create & communicate
planned **interaction** between
instructor and student

interaction

- Syllabus, assignment introductions, discussion forums
- Provide realistic frames
- Multiple ways / multiple times
- Define participation / netiquette
- Contact instructions

Design **introductions** of
instructor and student

introduction

- Day 1, should be similar to face-to-face: talk about class, add picture, video, and voice
- Student introductions: academic background, major, goals for class & future, picture

Tools of Engagement

Welcome Video

Syllabus

Assignment Instructions

Discussion Forums

Contact Information

Quiz Feedback

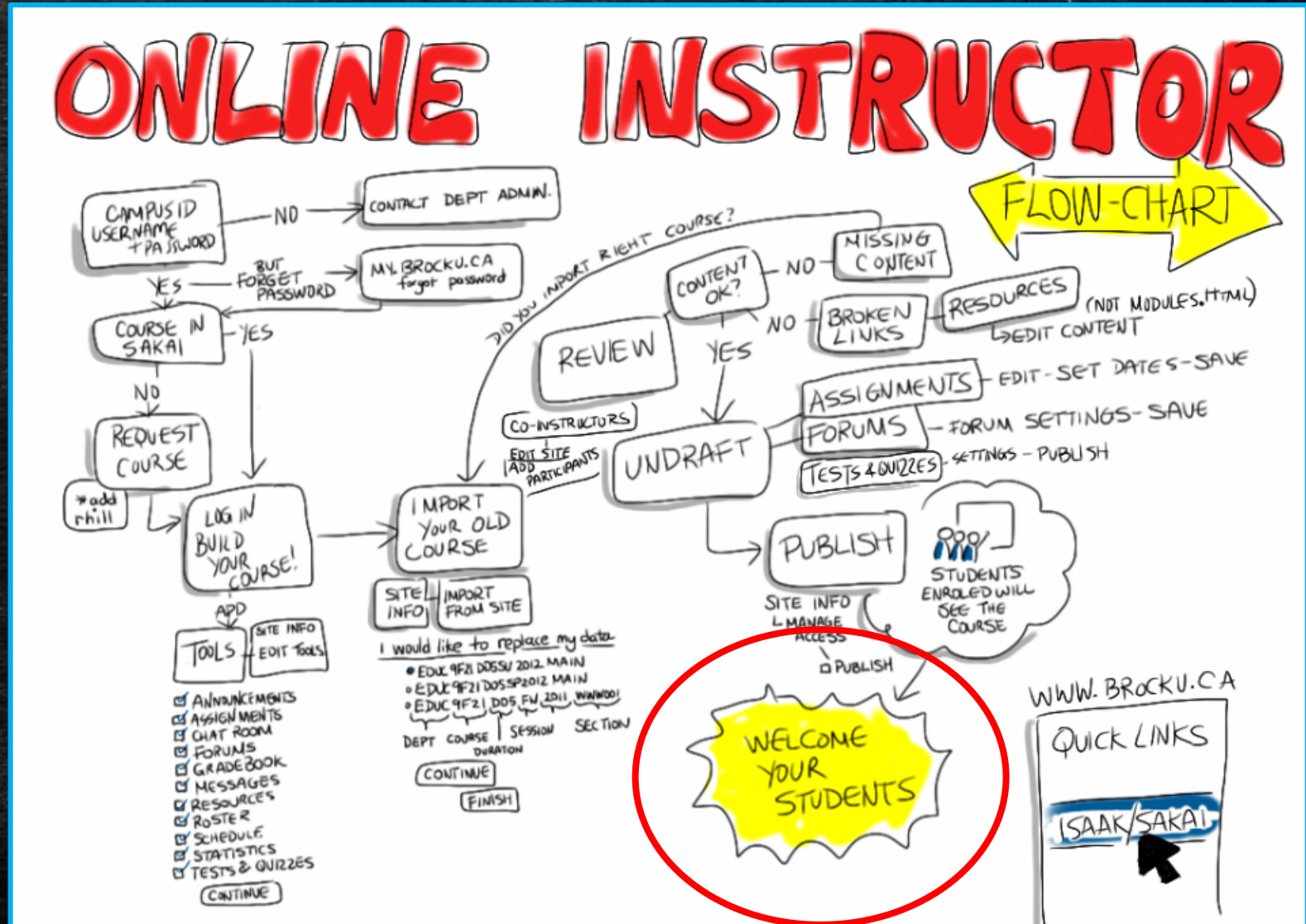
Assignment Annotation

Video Notes

iLearn email

Pulse App

Social Media



Students Engagement Resources

- [The Top 4 Activities to Increase Student Engagement in Higher Ed](#)
- [Building Student Engagement: 15 Strategies for the College Classroom](#)
- [Research: Increasing Student Engagement in Higher Education](#)
- [10 Ways to Promote Student Engagement](#)
- [4 Student Engagement Strategies for Higher Education](#)
- [Importance of Student Engagement Initiatives to Ensure Academic Success](#)
- [Constructivist Theory of Course Design](#)
- [Brightspace Pulse App – App Store](#)
- [Brightspace Pulse App – Google Play](#)

“Elevating Engagement” will be topic of Tuesday Talks in August!