




# iLearn: View Your Grades

Center for Innovation in Teaching and Learning

Use the **Grades** tool on the navbar in iLearn to check your grades on assignments and tests. You can see your individual grades, as well as the grade formula used for evaluation. Depending on how your grades are set up, you might be able to view comments and overall class performance statistics as well.



**NOTE:** Bonus grade items are displayed without the grade formula because they are added to the final grade after other calculations and may not adhere to the established grade scheme. Therefore, you can only view the numeric value and possibly the weight of a bonus grade.

*How do I know when my grades are available?*

You can sign up to receive immediate text or email notifications when a grade item is released or updated.

## Grades

Print

| Grade Item            | Points | Weight Achieved | Grade | Assessment |
|-----------------------|--------|-----------------|-------|------------|
| Discussion Questions  |        | 0 / 0           |       |            |
| Discussion Question 1 |        | 0 / 0           |       |            |
| Discussion Question 2 |        | 0 / 0           |       |            |
| Assignments           |        | 0 / 50          |       |            |
| Assignment 1          | 0 / 10 | 0 / 25          |       |            |
| Assignment 2          | 0 / 10 | 0 / 25          |       |            |
| Assignment 1          |        | 0 / 0           |       |            |
| Assignment 2          |        | 0 / 0           |       |            |
| Extra Quizzes         |        | 0 / 0           |       |            |
| Extra Quiz (Bonus)    | 0 / 10 | 0 / 10          |       |            |
| Quiz                  |        | 0 / 0           |       |            |
| Test Quiz (Bonus)     | 0 / 10 | 0 / 10          |       |            |

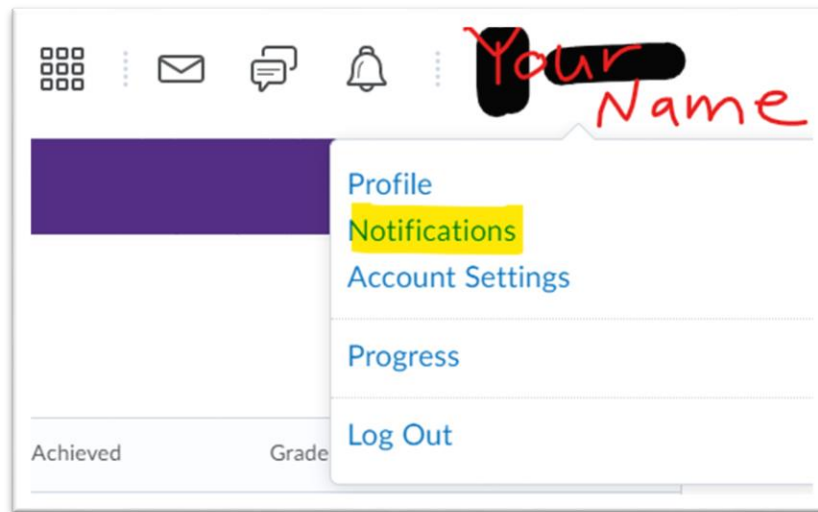
**NOTE:** You must set up a contact method before subscribing to notifications.

- From your personal menu on the minibar, click **Notifications**.
- Select if you want to receive **Email** or **SMS** notifications for the option **Grades - grade item released** or **Grades - grade item updated**.
- Click **Save**.



# iLearn: View Your Grades

Center for Innovation in Teaching and Learning

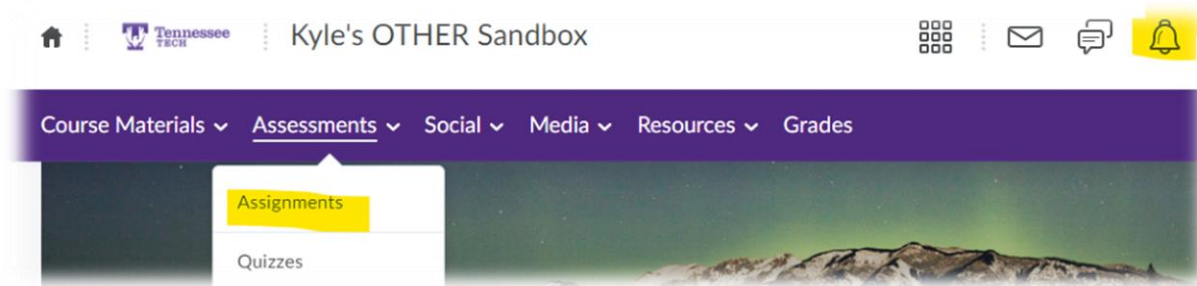


*Where do I go to view feedback for quizzes, assignments, and discussions?*

First, verify with your instructor that feedback is available for viewing.

|                              |                          |                                     |
|------------------------------|--------------------------|-------------------------------------|
| Grades - grade item released | <input type="checkbox"/> | <input checked="" type="checkbox"/> |
| Grades - grade item updated  | <input type="checkbox"/> | <input checked="" type="checkbox"/> |

If your instructor informs you that feedback is available for the activity, you can view the **feedback** from the respective tool. For example, to view assignment feedback, go to the **Assignments** tool or click on the **Notification** button then the assignment you want to see the feedback for.





# iLearn: View Your Grades

Center for Innovation in Teaching and Learning

---

**NOTE:** Depending on how Brightspace Learning Environment (iLearn) is configured in your organization, you may also go to the **Grades** tool to see completed rubric feedback for assignments, discussions, and quizzes.

## Viewing Grade Item Exemptions

Learners can view the grade item exemptions in several locations in Brightspace Learning Environment (iLearn). On the **My Grades** page, exemptions are listed in the **Grade** column. Points and weights that appear on the **Grades** page are controlled by instructors; however, the **Grade** column always shows exempted grade items.