



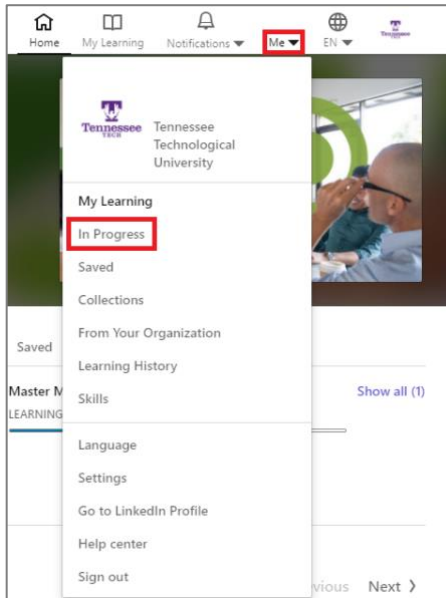
LinkedIn Learning: Course Progress

Center for Innovation in Teaching and Learning

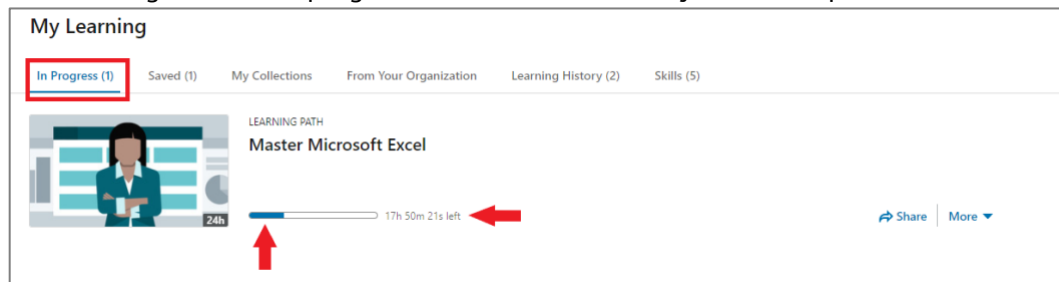
LinkedIn Learning has a built-in tool that automatically tracks your progress for all of your courses and learning paths.

To View Your Course Progress:

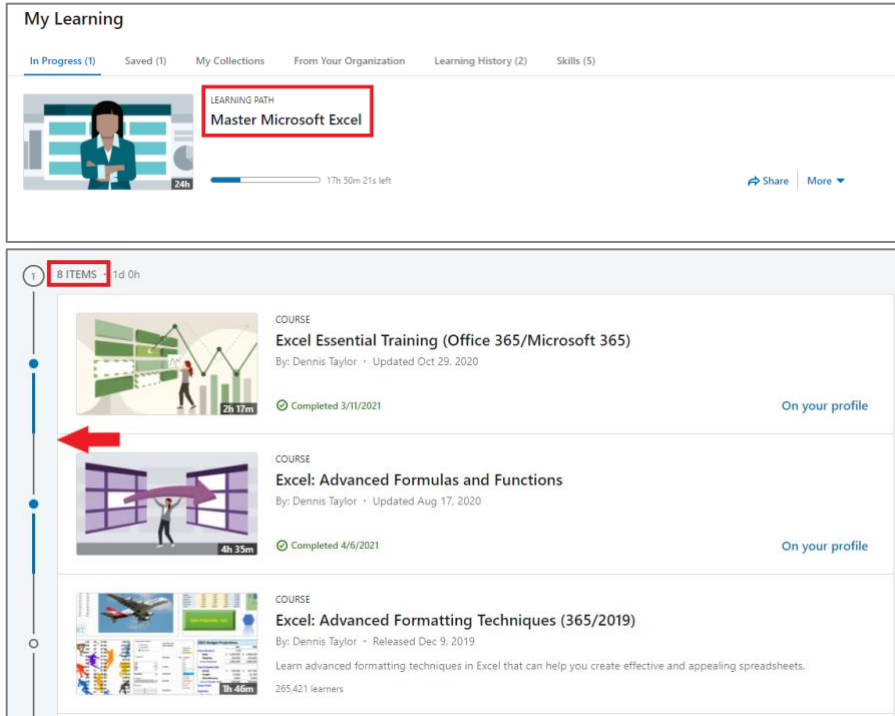
1. Select your profile **drop-down** menu located on the *navigation bar*
2. Select **In Progress**



- A list of courses and learning paths you have started will appear here with a *blue bar* showing the course progress as well as the *time left* until completion.



3. You can also view a learning path's progress in more detail by selecting the **path**
 - A list of videos associated with the learning path will appear and to the left, you will see a *blue progress bar* as well as the *number of videos* in the path.



To View the Video Outline:

1. Select the **video** and then select **Contents** located on the *upper-left side*
 - An outline of the video will appear in the left-side panel.
2. To view a section in more depth, select the **section** to view the corresponding topics.
 - A *green checkmark* will appear next to each topic when completed.

