




# OneDrive: Logging In

Center for Innovation in Teaching and Learning

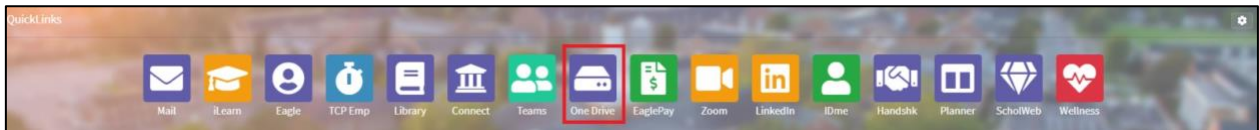
This document outlines the steps for how to login to your TN Tech One Drive account.

## Logging in to OneDrive


1. Go to [www.express.tntech.edu](http://www.express.tntech.edu).
2. Login using your TN Tech username and password.



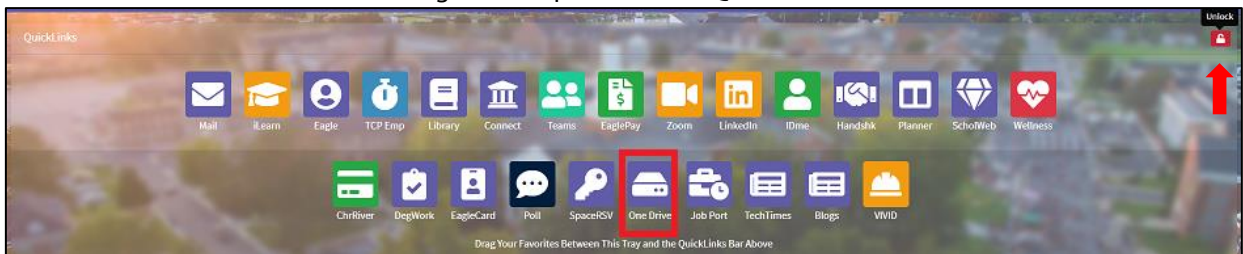
3. Select **OneDrive** from the *QuickLinks* toolbar.



- a. If the OneDrive icon is not on your QuickLinks toolbar, select the **Gear** icon in the top right-hand corner.



- b. Locate the **OneDrive** icon then drag and drop it into the *QuickLinks* toolbar.



- c. Select the red **unlock** button to lock the toolbar and have the gear appear.