



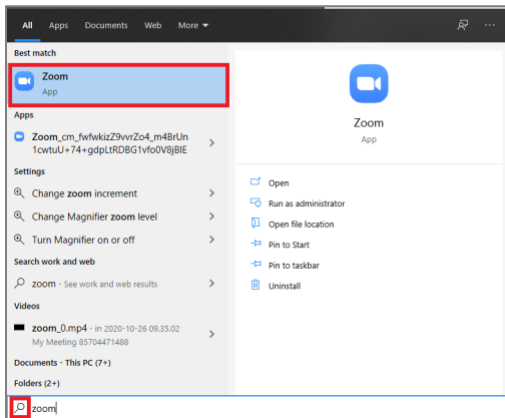
Zoom: Using Zoom from a Desktop

Center for Innovation in Teaching and Learning

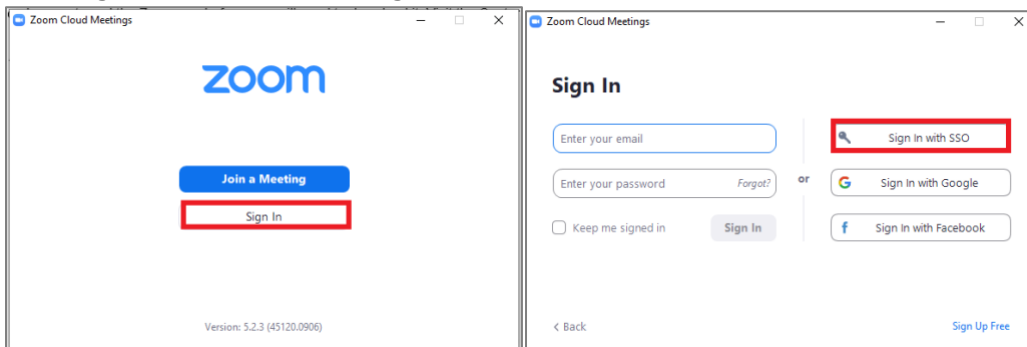
If you have not used the Zoom app before, you will need to download it. Visit the Center for Innovation in Teaching and Learning [page](#) for instructions.

To Access the Zoom App

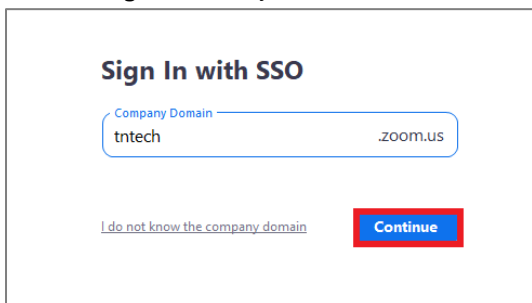
1. Search **Zoom** in the Windows search bar



2. Click **Sign In** and then select **Sign In with SSO**



3. In **Company Domain**, type *tnitech* and click **Continue**
 - Sign in with your TTU credentials

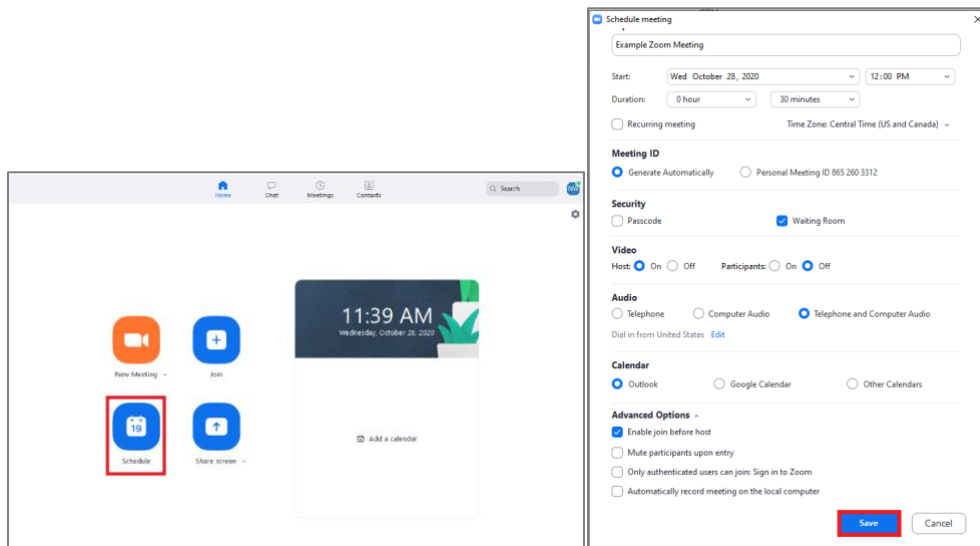


4. Click **Launch Zoom**

To Schedule a Meeting

1. Log into Zoom and select **Schedule Meeting**

- You can then edit the topic and select your preferred options.
2. Click **Save**



To Start a Zoom Meeting

1. Log into Zoom and select **Meetings**
2. To share your meeting, select **Copy Invitation** then access the course's class list

