

TENNESSEE TECH UNIVERSITY

Michelle Huddleston Memorial Food Pantry Statistics

SUMMER 2024 TO SPRING 2025

Headline totals

Total client visits

5,820

Total food items given away

116,400

Free meal swipes given away

215

First-generation students

858

Returning clients

1,272

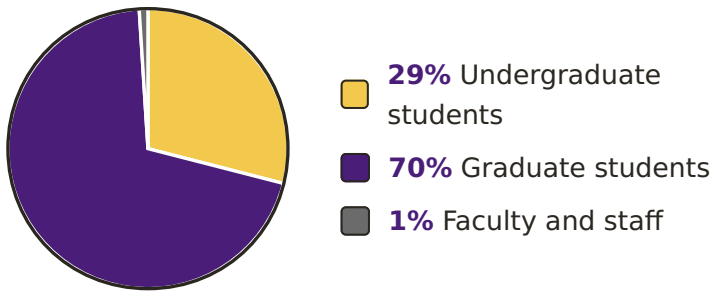
New clients served

699

Volunteer opportunities
created

20+

Classification of clients

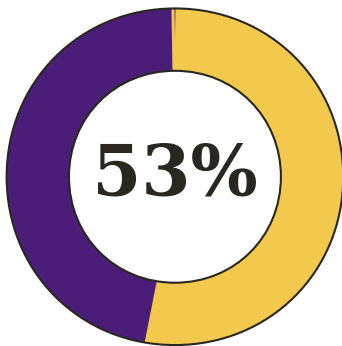


Share of clients by classification

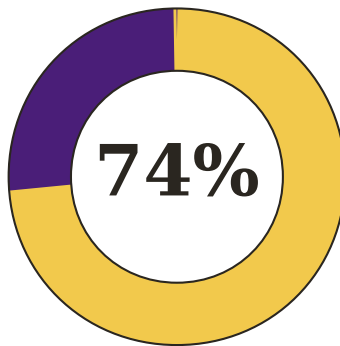
Classification	Share of clients
Undergraduate students	29%
Graduate students	70%
Faculty and staff	1%

Demographic data

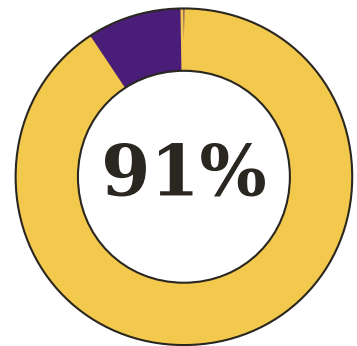
BASED ON SPRING 2025



53% of clients served were first-generation students



74% of clients served were international students



91% of clients served were living off campus