

## **Institutional Effectiveness 2023-2024**

**Program:** Political Science BS

**College and Department:** College of Arts and Sciences, Program of Political Science

**Contact:** Lori Maxwell

**Mission:**

The Program of Political Science has the primary mission of offering strong academic programs in political science, legal studies, and cyber security. It provides students with a quality liberal arts education that prepares them for a rapidly changing world and a variety of work environments and postgraduate educational possibilities. Students are educated to not only master a diverse body of knowledge but also to think critically, analyze data, and clearly communicate what they know and discover. Recognizing that we live in an increasingly technological and diverse world, we seek to incorporate technological expertise and appreciation of human diversity into our courses. The Department also strives to serve the wider university, the Upper Cumberland region, and the nation through research and public service.

**Attach Curriculum Map (Educational Programs Only):**

Attached Files: See Appendix 1

### **PO 1: Recruit Sufficient Number of Students**

**Define Outcome:**

PG 1: The Program of Political Science will not decrease more than 10% annually in student enrollment in order to sustain a strong educational program and promote lifelong learning in support of the strategic plan (Strategic Goal Two: Tactics [www.tntech.edu/strategic](http://www.tntech.edu/strategic)).

**Assessment Methods:**

The Program will monitor enrollment rates.

Attached Files: See Appendix 1

**Criteria for Success (Thresholds for Assessment Methods):**

The enrollment threshold direct measure for Political Science is no annual decrease of more than 10% in student major enrollment. This threshold was met. The threshold for student recruitment initiatives is continued participation and this indirect measure was also met.

**Link to 'Tech Tomorrow' Strategic Plan:**

1.B General Education Curriculum, 2.D Diverse Faculty and Staff, 3.B Endowment for Scholarships

**Results and Analysis:**

**Table 1: Political Science Enrollment**

Enrollment by Year	POLS General Track Majors	POLS-LS Majors	Cyber Minors	Total Majors
2023-24	18	57	37	75
2022-23	23	53	3	76
2021-22	39	43		82
2020-21	43	43		86
2019-20	42	44		86

**Use of Results to Improve Outcomes:**

**Table 2: Faculty Recruitment Initiatives of New Majors**

1. (Weekly) Faculty one-on-one VIP Student Recruitment sessions; and
2. (Fall) Preview Day recruitment of freshmen Saturday Event; and
3. Fall “Race to Tech” recruitment of underrepresented minorities; and
4. Spring Showcase recruitment of freshmen 2 Saturday Events; and
5. Summer: 12 Faculty-led Department Introductions during: “Student Orientation, Advisement, Registration, Scheduling” (SOARS)

**PO 2: Offer Sufficient Curricular & Co-Curricular Activities**

**Define Outcome:**

Majors in Political Science will have sufficient curricular options.

**Assessment Methods:**

1. POLS revised its curriculum map (previously attached) prior to the 2023-2024 Program Review and student completed the Curriculum Map evaluation of curricular offerings.
2. A departmentally-designed Qualtrics student satisfaction survey is now annually circulated among Political Science Majors. Students are surveyed regarding the sufficiency of their curricular options.

**Criteria for Success (Thresholds for Assessment Methods):**

1. The threshold of acceptability for the student-evaluated curriculum map is that the students determine a majority of the courses prepare them for written and oral communication as well

as prepare them for proficiency in their concentration. This threshold was met as a direct measure.

2. The Political Science external Program Reviewer for 2023-2024 suggested revisions to the Qualtrics student satisfaction survey. Accordingly, the student satisfaction survey was not administered. Specifically, the faculty will vote on the revised survey in Fall 2024, and Dr. Jason Lee will begin administering the annual survey.

**Link to 'Tech Tomorrow' Strategic Plan:**

1.A Experiential Learning,1.B General Education Curriculum,2.D Diverse Faculty and Staff,4.A Sustainable Partnerships

**Results and Analysis:**

The Program of Political Science (and Sociology) is also delighted to partner with the College of Engineering as part of an overall \$4.4 million dollar National Science Foundation (NSF) grant toward an interdisciplinary “Cyber Crime, Law and Society” Minor housed in our Department to educate and train students for the overwhelming demands of the workforce in the cybercrime prevention, interdiction and enforcement arenas at the local, state, national and international levels. 37 students have enrolled.

**Use of Results to Improve Outcomes:**

**SLO 1: Majors in Political Science will demonstrate knowledge of their discipline at a level comparable to the national mean.**

**Define Outcome:**

Students will score an average over (5 years) on the ETS Major Field Test within 10 points of the national ETS score and not fall below the national average for more than two years in a row.

**Assessment Methods:**

The Educational Testing Services (ETS) major field examination is administered each fall and spring semester to all enrolled majors with senior classification. If students fall below the national average on this direct measure by more than ten points for more than two years in a row, study sessions will be added.

Attached Files: See Appendix 2

**Criteria for Success (Thresholds for Assessment Methods):**

As indicated above by the attachment, POLS met the ETS direct measure threshold and did not fall below the ETS national average by ten points for more than two consecutive years in a five-year period.

**Link to 'Tech Tomorrow' Strategic Plan:**

1.A Experiential Learning,1.B General Education Curriculum,2.D Diverse Faculty and Staff,4.A Sustainable Partnerships

**Results and Analysis:**

Political Science Majors at Tech are required to take two different exams during their final semester: the Senior Exit Exam and the Major Field Exam. The Educational Testing Service (ETS) Major Field Test Political Science sub-score is monitored twice annually by the Political Science faculty and students are expected to score comparable to the annual mean. The ETS is a “comprehensive assessment designed to measure the critical knowledge and understanding obtained by students in an academic major” <https://www.ets.org/mft/about.html>. The majority of students graduate in spring semester although the ETS is administered in both spring and fall annually. As is evidenced by Table 4, below, Political Science graduates scored within close proximity to the national mean for all five years on the ETS Major Field Political Science Subfield Scores.

**POLITICAL SCIENCE ETS: TN TECH & NATIONAL COMPARISONS**

		2019-20	2020-21	2021-22	2022-23	2023-24
<b>TN TECH</b>	<i>N</i>	22	12	15	13	18
	<b>Overall Score</b>	146	147	141	146	152
<b>ETS</b>	<b>Overall Score</b>	152	152	152	152	152
	<b>National Comparison</b>	96%	96%	93%	96%	100%
<b>TNTECH SUBSCORES</b>	<b>U.S Gov. and Politics</b>	48	50	44	47	54
	<b>Comparative Gov. and Politics</b>	46	49	40	47	52
	<b>International Relations</b>	46	43	43	46	52

**Use of Results to Improve Outcomes:**

**SLO 2: Majors in Political Science will demonstrate critical thinking skills comparable to the Tech and national averages on the CCTST.**

**Define Outcome:**

Students will score within five points of the Tech or national average annually on the California Critical Thinking Skills Test results by Majors (CCTST).

**Assessment Methods:**

Majors scored above both the Tech and national CCTST averages for 2023-2024, as per the attached results. This direct measure indicates students met and surpassed the threshold.

Attached Files: See Appendix 3

**Criteria for Success (Thresholds for Assessment Methods):**

Political Science majors met the threshold requirement of scoring "comparable to the Tech university-wide and national averages" by scoring higher than both of these cohorts, as per the above attachment.

**Link to 'Tech Tomorrow' Strategic Plan:**

1.B General Education Curriculum, 2.A Technology Infused Programs, 4.A Sustainable Partnerships

**Results and Analysis:**

As is indicated by Table below, Political Science majors scored above both the TTU and national averages on the California Critical Thinking Skills Test (CCTST).

**Table: 2023-2024 Political Science Critical Thinking Scores (CCTST)**

	2019-20		2020-21		2021-22		2022-23		2023-24	
	N	100pt Mean	N	100pt Mean	N	100pt Mean	N	100pt Mean	N	100pt Mean
<b>Political Science</b>	9	75.0	8	75.3	21	74.5	15	77.0	17	76.1
<b>TTU</b>	1,452	75.0	1,444	74.5	1,457	75.2	1,652	74.3	1,722	74.4
<b>CCTST National</b>		74.0		74.0		73.3		73.3		72.8
<b>National Comparison</b>		1.01%		1.02%		1.02%		1.05%		1.05%

## **Use of Results to Improve Outcomes:**

### **Summative Evaluation:**

Program Goal 1: As is indicated herein, the Program of Political Science will continue to participate in the TTU institutional Faculty Recruitment Initiatives included in Table 2.

Program Goal 2: To facilitate summative evaluation, the Program of Sociology will again in 2024-2025 begin administering a Qualtrics Survey of Sociology Majors. The 2022-2023 Program Reviewer suggested a revision of the survey after the completion of both years of Program Review- Sociology and Political Science, respectively. Given that the Program Review for Political Science was complete in 2023-2024, the survey will now be revised and updated according to the suggestions of the Program Review.

Student Learning Outcome 1: As indicated herein, the Program of Political Science will continue to monitor ETS scores of graduating seniors to insure they score comparable to the national mean.

Student Learning Outcome 2: As indicated herein, the Program of Political Science will continue to monitor scores of graduating seniors on the California Critical Thinking Skills Test (CCTST) to insure they score comparable to the national mean.

### **Assessment Plan Changes:**

#### **List of Appendices:**

Appendix 1: Political Science BS Curriculum Map

Appendix 2: SLO1 Assessment Methods

Appendix 3: SLO2 Assessment Methods

## Appendix 1: Political Science BS Curriculum Map

### APPENDIX 3: CURRICULUM MAP

<b>POLITICAL SCIENCE COURSES</b>		1. Demonstrate knowledge of their discipline at a level comparable to the national mean. *	2. Demonstrate critical thinking skills at a level comparable to the national mean. *	3. Demonstrate proficiencies in POLS concentration(s). *
<b>COURSE TITLES AND NUMBERS</b>				
American Government	POLS 1030	Yes	Yes	Yes
Intro to Political Science	POLS 1100	Yes	Yes	Yes
Mock Trial	POLS 2250	Yes	Yes	Yes
Data Analysis	POLS 3000	Yes	Yes	Yes
Model United Nations I	POLS 3100	Yes	Yes	Yes
Model United Nations II	POLS 3101	Yes	Yes	Yes
Intro to Legal Reasoning and Analysis	POLS 3110	Yes	Yes	Yes
Legal Research and Writing	POLS 3120	Yes	Yes	Yes
Moot Courts	POLS 3130	Yes	Yes	Yes
American Political Thought	POLS 3200	Yes	Yes	Yes
Intro to Latin American Politics	POLS 3300	Yes	Yes	Yes
Politics of Developing Nations	POLS 3310	Yes	Yes	Yes
U.S. Policy Towards Latin America	POLS 3320	Yes	Yes	Yes
State and Local Government	POLS 3330	Yes	Yes	Yes
Gender and Politics	POLS 3400	Yes	Yes	Yes
Political Conspiracy Theories	POLS 3500	Yes	Yes	Yes
International Politics	POLS 3610	Yes	Yes	Yes
International Organizations	POLS 3650	Yes	Yes	Yes
Foreign Policy	POLS 3670	Yes	Yes	Yes
The Legislative Process	POLS 3700	Yes	Yes	Yes
The American Executive	POLS 3710	Yes	Yes	Yes
Judicial Process	POLS 3810	Yes	Yes	Yes
International Law	POLS 4100	Yes	Yes	Yes
American Political Parties	POLS 4210	Yes	Yes	Yes
Campaigns and Elections	POLS 4220	Yes	Yes	Yes
Scandal and Corruption in U.S. Politics	POLS 4230	Yes	Yes	Yes

Political Communications	POLS 4250	Yes	Yes	Yes
CON LAW I: Struggle for Federal Powers and Accountability	POLS 4310	Yes	Yes	Yes
CON LAW II: Civil Liberties and Civil Rights	Pols 4320	Yes	Yes	Yes
Political Satire	POLS4400	Yes	Yes	Yes
Political Theory: Ancient and Medieval	POLS 4410	Yes	Yes	Yes
Political Theory: Early Modern	POLS 4420	Yes	Yes	Yes
Power and Privilege on the Screen	POLS 4430	Yes	Yes	Yes
Comparative Government: Europe	POLS 4510	Yes	Yes	Yes
Comparative Political Behavior	POLS 4520	Yes	Yes	Yes
Public Administration & Public Policies	POLS 4610	Yes	Yes	Yes
Tennessee Trial Practices	POLS 4700	Yes	Yes	Yes
First Amendment Law and analysis	POLS 4730	Yes	Yes	Yes
Seminar in Public Law	POLS 4910	Yes	Yes	Yes
Special Projects	POLS 4911	Yes	Yes	Yes
Seminar in Comparative Politics	POLS 4920	Yes	Yes	Yes

Political Participation Internship	POLS 4950	Yes	Yes	Yes
Seminar in World Politics	POLS 4960	Yes	Yes	Yes

### Political Science Enrollment

**Table 1: Political Science Enrollment**

Enrollment by Year	POLS General Track Majors	POLS-LS Majors	Cyber Minors	Total Majors
2023-24	18	57	37	75
2022-23	23	53	3	76
2021-22	39	43		82
2020-21	43	43		86
2019-20	42	44		86



POLS 23 24 recruitment initiatives

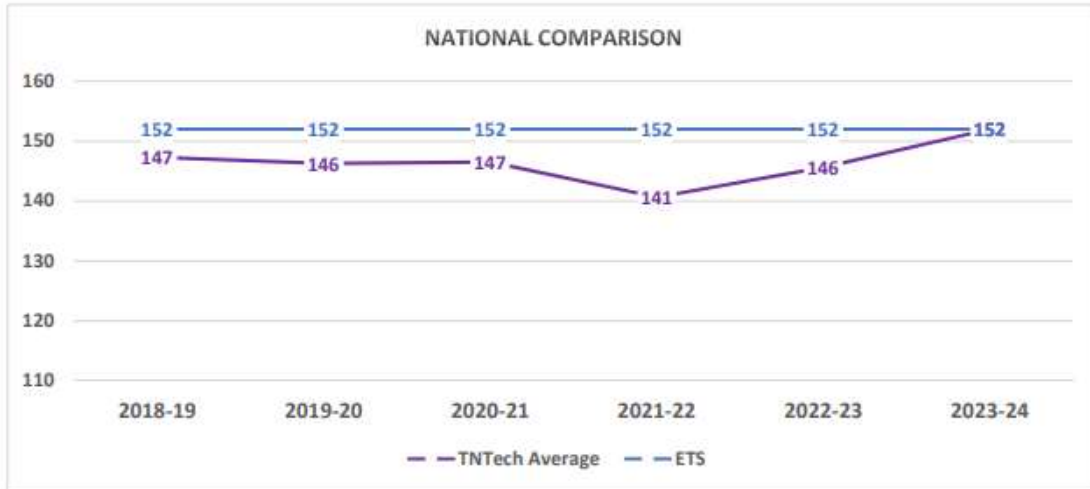
**Table 2: Faculty Recruitment Initiatives of New Majors**

1. (Weekly) Faculty one-on-one VIP Student Recruitment sessions; and
2. (Fall) Preview Day recruitment of freshmen Saturday Event; and
3. Fall “Race to Tech” recruitment of underrepresented minorities; and
4. Spring Showcase recruitment of freshmen 2 Saturday Events; and
5. Summer: 12 Faculty-led Department Introductions during: “Student Orientation, Advisement, Registration, Scheduling” (SOARS)

## Appendix 2: SLO1 Assessment Methods

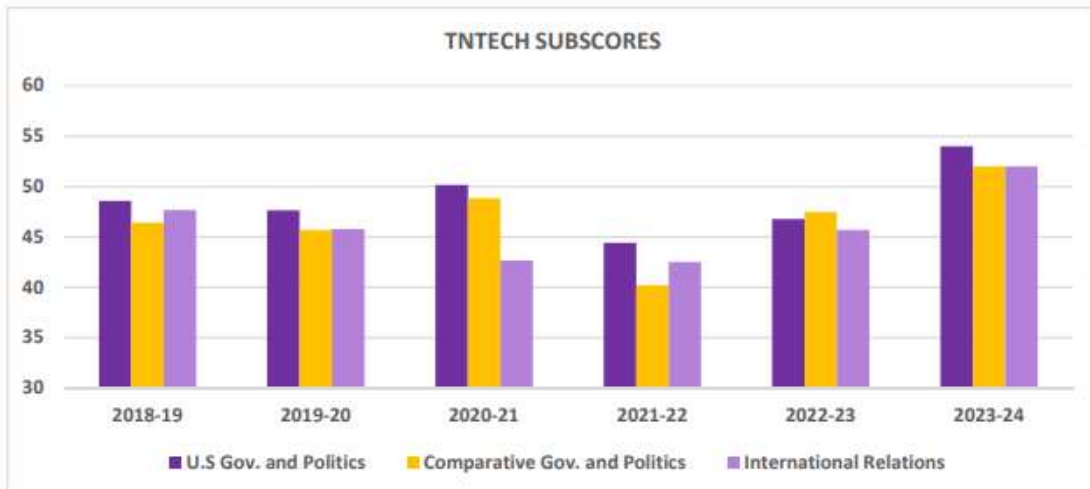
### Political Science ETS Results

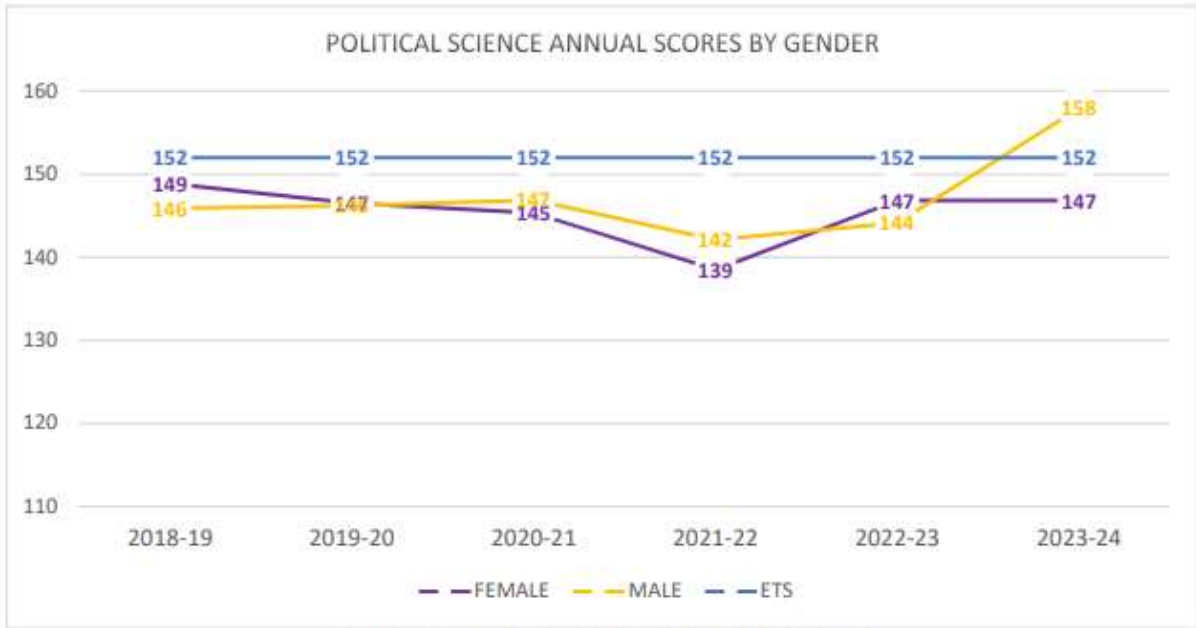
#### POLITICAL SCIENCE ETS RESULTS FALL 2018-SPRING 2024



#### POLITICAL SCIENCE ETS: TN TECH & NATIONAL COMPARISONS

		2018-19	2019-20	2020-21	2021-22	2022-23	2023-24
<b>TN TECH</b>	<i>N</i>	17	22	12	15	13	18
	Overall Score	147	146	147	141	146	152
<b>ETS</b>	Overall Score	152	152	152	152	152	152
	National Comparison (Ratio)	97%	96%	96%	93%	96%	100%
<b>TNTECH SUBSCORES</b>	U.S Gov. and Politics	49	48	50	44	47	54
	Comparative Gov. and Politics	46	46	49	40	47	52
	International Relations	48	46	43	43	46	52



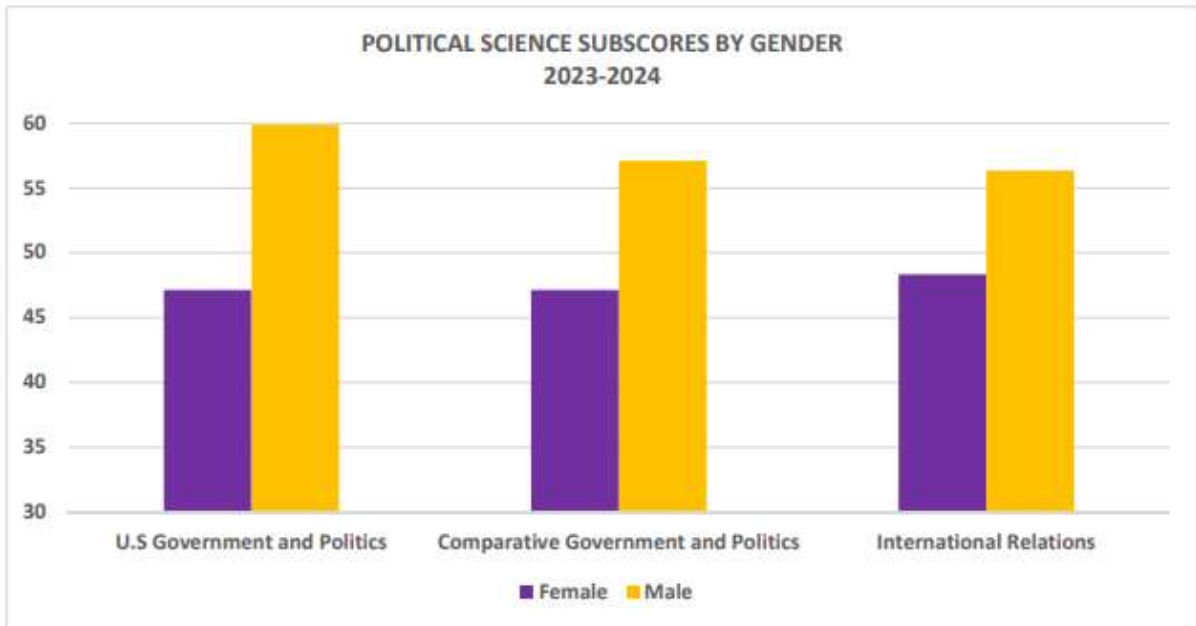


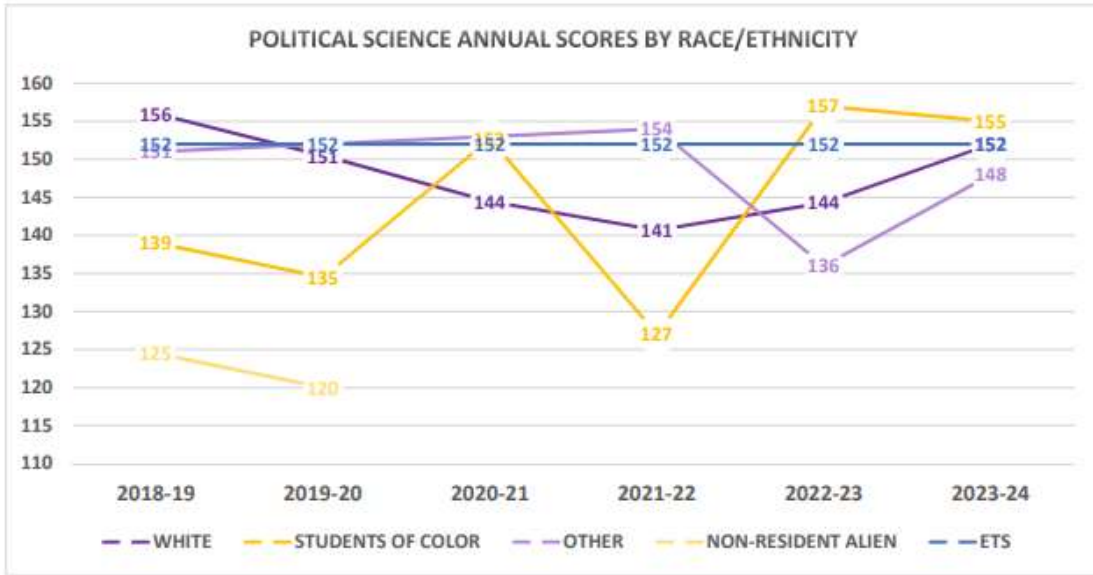
### POLITICAL SCIENCE ANNUAL SCORES BY GENDER

		2018-19	2019-20	2020-21	2021-22	2022-23	2023-24
FEMALE	<i>N</i>	8	--	--	6	7	9
	Average	149	147	145	139	147	147
MALE	<i>N</i>	9	18	9	9	6	9
	Average	146	146	147	142	144	158

\*Student counts less than 5 have been removed due to error variance.

### POLITICAL SCIENCE SUBSCORES BY GENDER: 2023-2024



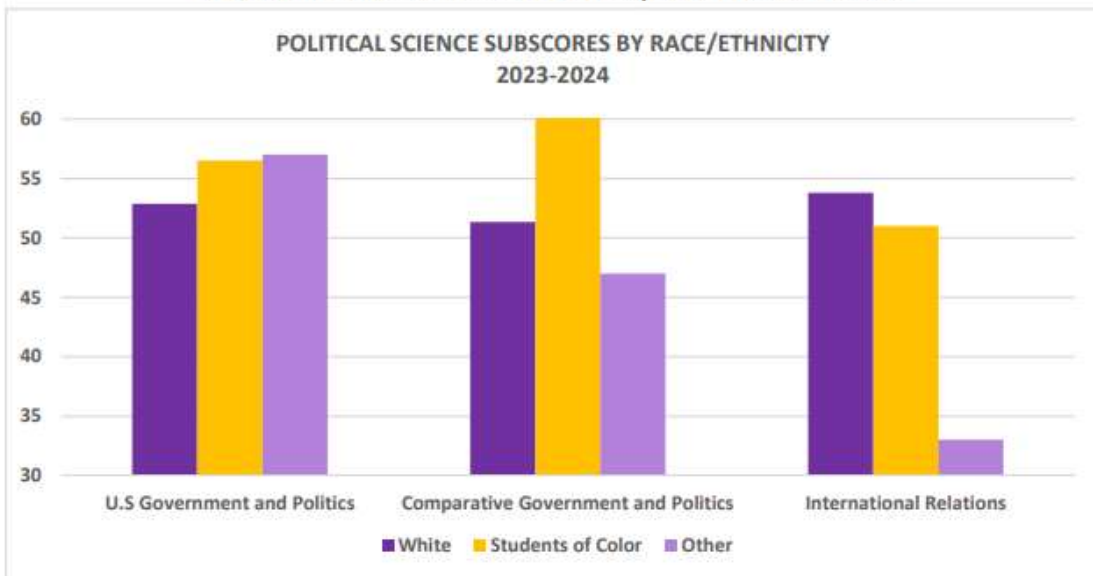


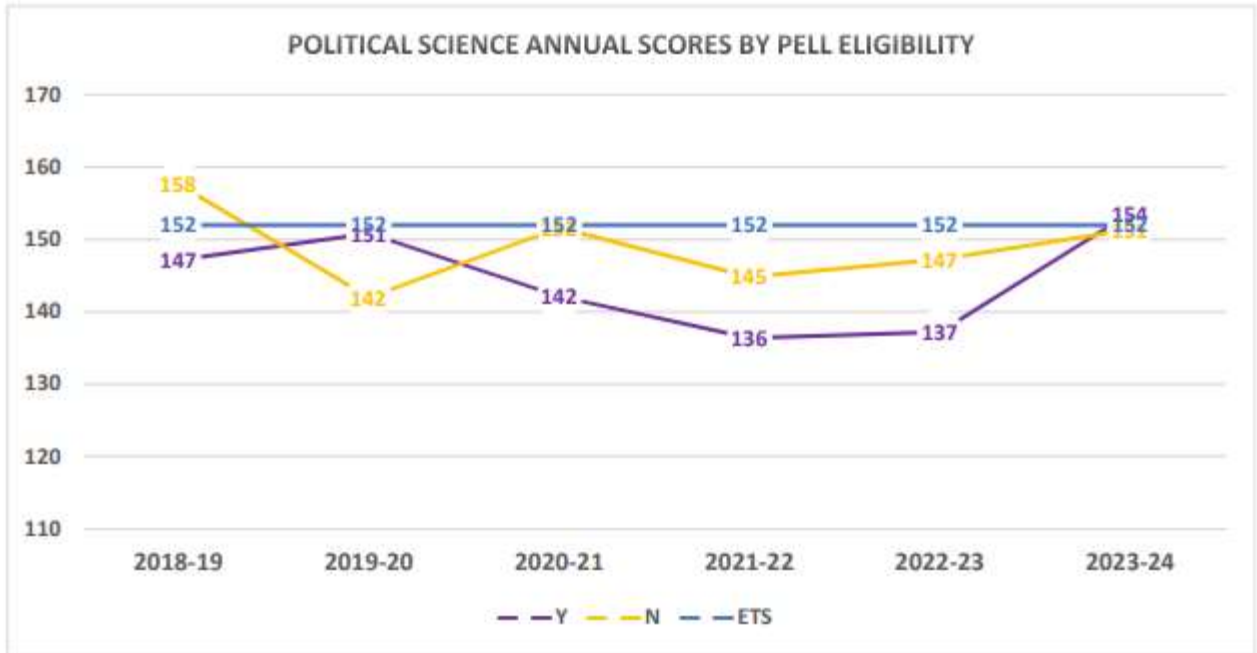
**POLITICAL SCIENCE ANNUAL SCORES BY RACE/ETHNICITY**

		2018-19	2019-20	2020-21	2021-22	2022-23	2023-24
<b>WHITE</b>	<i>N</i>	11	18	9	13	10	15
	Average	156	151	144	141	144	152
<b>STUDENTS OF COLOR</b>	<i>N</i>	--	--	--	--	--	--
	Average	139	135	153	127	157	155
<b>OTHER</b>	<i>N</i>	--	0	0	--	--	--
	Average	151			154	136	148
<b>NON-RESIDENT</b>	<i>N</i>	--	--	0	0	0	0
	Average	125	120				

\*Student counts less than 5 have been removed due to error variance.

**POLITICAL SCIENCE SUBSCORES BY RACE/ETHNICITY: 2023-2024**

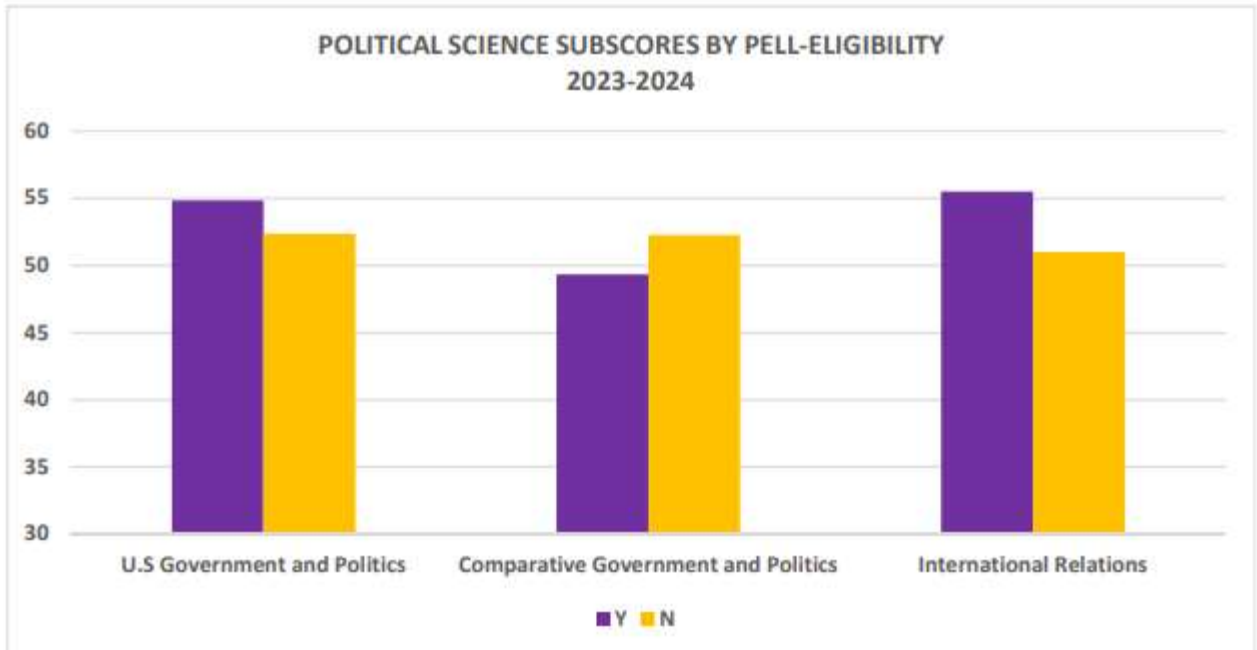




**POLITICAL SCIENCE ANNUAL SCORES BY PELL ELIGIBILITY**

		2018-19	2019-20	2020-21	2021-22	2022-23	2023-24
<b>PELL</b>	<i>N</i>	6	13	8	8	5	6
	Average	147	151	142	136	137	154
<b>NON-PELL</b>	<i>N</i>	8	6	--	6	7	11
	Average	158	142	152	145	147	151

\*Student counts less than 5 have been removed due to error variance.



Appendix 3: SLO2 Assessment Methods  
POLS CCTST Scores

**Table: 2023-2024 Political Science Critical Thinking Scores (CCTST)**

Year	Political Science Average	TTU Average	National Average	Mean
2023-24	76.1	74.4	72.8	100 pt. mean
2022-23	77.0	74.3	73.3	100 pt. mean
2021-22	74.5	75.2	73.3	100 pt. mean
2020-21	75.3	74.5	74.0	100 pt. mean
2019-20	75.0	75.0	74.0	100 pt. mean

[Final-2018-2023 California Critical Thinking Skills Test \(CCTST\) Results by Major.xlsx \(tntech.edu\)](#)