



iLearn: Change Your Home Page


Center for Innovation in Teaching and Learning

Changing iLearn Home Page Within a Course


Follow the steps below to change the iLearn layout within your course to include various widgets and tools from one of the 5 existing options.

Changing the Home Page

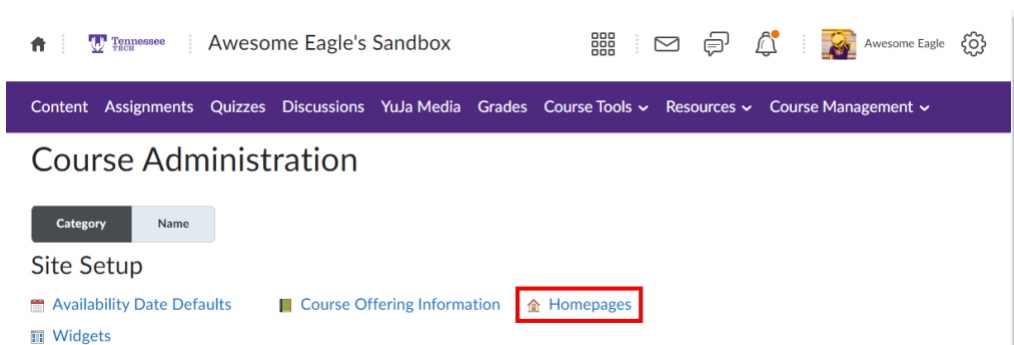
1. Select **Course Management** in the Navigation Bar.



2. Select **Course Admin**.



3. Under **Site Setup**, select **Homepages**.





iLearn: Change Your Home Page

Center for Innovation in Teaching and Learning

- Click the drop-down menu under **Active Homepage** and select your preferred homepage.

Awesome Eagle's Sandbox

Content Assignments Quizzes Discussions YuJa Media Grades Course Tools Resources Course Management

Homepages Widgets

Select a homepage to use in this org unit. Selecting the default option means your homepage will reflect any changes made to the default homepage.

Create Homepage

Active Homepage

TnTech-Cou ▼ Apply

- Default --
- TnTech-Course Home
- TnTech-Course Home - Announcements & Content
- TnTech-Course Home - Fall 2022
- TnTech-Course Home - MH Connect
- TnTech-Course Home - MS Teams

overview widget, instructor and student checklists and doorbell.io assistance. Includes

- Click **Apply**.

Awesome Eagle's Sandbox

Content Assignments Quizzes Discussions YuJa Media Grades Course Tools Resources Course Management

Homepages Widgets

Select a homepage to use in this org unit. Selecting the default option means your homepage will reflect any changes made to the default homepage.

Create Homepage

Active Homepage

TnTech-Cou ▼ Apply