



iLearn: Locate Assignments, Quizzes, Discussions, and Other Course Materials

Center for Innovation in Teaching and Learning

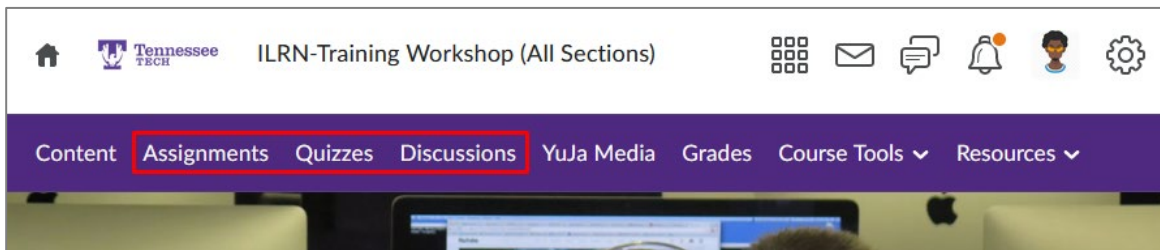
Accessing Assessment Tools in the Course

In your courses, the instructor may have several tools enabled for you to use for assessment purposes. These include assignments, quizzes, and discussions.

Assignments

Assignments and supplemental materials are provided by your instructor either in the **Assignments** section of iLearn, or can also be linked in the Content area.

Select the corresponding links in the navigation bar to access the Assignments, Quizzes, or Discussions for the course.



Discussions

Discussions are an area where your instructor may pose a question or topic with specific questions that you will need to answer and discuss with your classmates. Each student would respond to the original information and potentially respond to other students in the course to create a discourse about a proposed topic.

To access the Discussions, select the **Discussions** link in the navigation bar, or it can also be linked in the Content area depending how the course is setup.

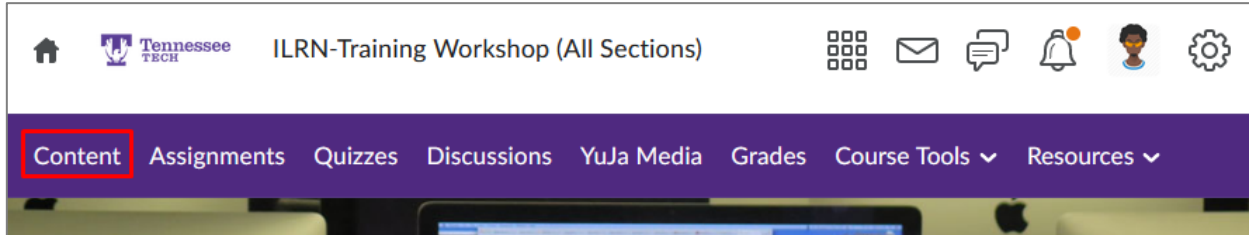
Quizzes

The Quiz tool is used to provide quizzes and exams primarily. Many times the quizzes can require Respondus Lockdown Browser, a proctoring software, that can be added to a student's personal computer through a download when the quiz is available.

To access the Quizzes, select the **Quizzes** link in the navigation bar, or it can also be linked in the Content area depending how the course is setup.

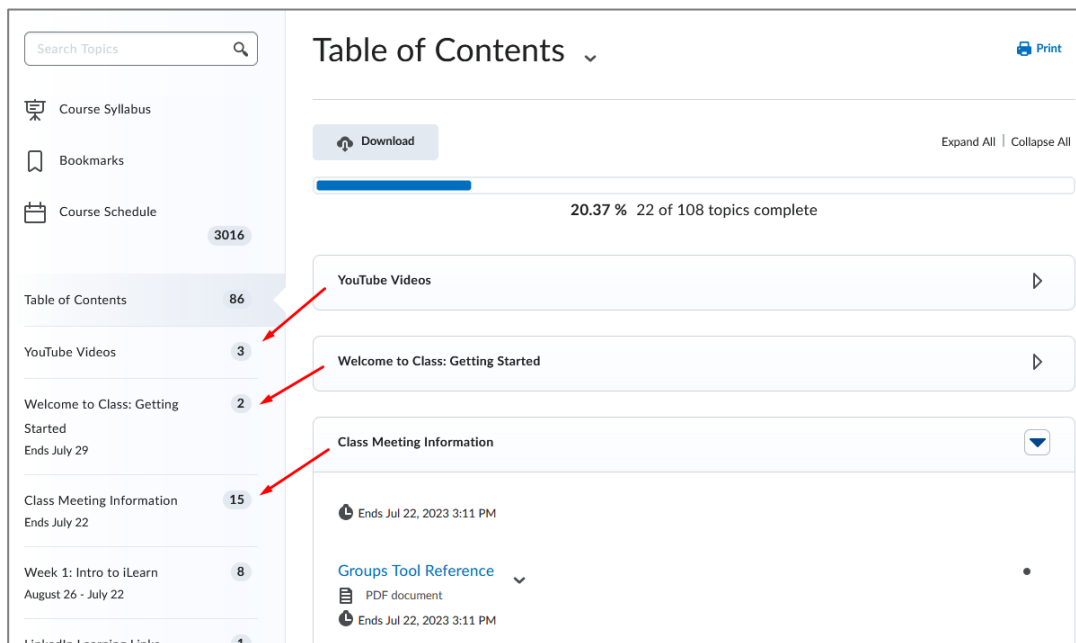
Access Course Materials and Resources

The Content area is where many faculty add course materials, resources, and links to assessments. The content primarily is broken into modules and topics within the Content area. Each module contains like information. This could be setup in information about a specific topic, a chapter in a book, or by weeks.



On the left is the table of contents where you can see modules your instructor has set up. You can access each module from the table of contents or by clicking the specific module.

Each module's content is shown when table of contents is clicked on. The arrow next to the modules name will condense/expand the list if desired.



In each module there will be Course Materials, directions for Assignments, Lectures, or any other supplemental material your instructor might provide.