

Handbook of Horn Materials
For College Students

Dr. Jeremy C. Hansen,
Assistant professor of music
Tennessee Tech University

Department of Music and Art
Box 5045
Cookeville, TN 38505
(931) 372-6089
jhansen@tntech.edu

Contents

Warmups and exercises

Double Horn Fingering Chart

Circle of Fifths

Overtone series

Major scales

Standard solo literature

Standard Etudes

Source books for horn

Historical Highlights of Solo Literature

Call numbers for horn literature

Natural horn hand positions

Recommended Equipment

“I’ve Got Money...”

Rotary valve maintenance

Ascending natural harmonics to 10th

2

3

The musical notation for ascending natural harmonics to the 10th fret is presented in six staves, arranged in three pairs. Each pair represents a different fretting position: F0 (open strings), F1 (1st fret), and F2 (2nd fret) in the first pair; F12 (12th fret) and F13 (13th fret) in the second pair; and F23 (23rd fret) and F13 (13th fret) in the third pair. Each staff shows a sequence of notes with natural and sharp accidentals, connected by a slur and a fermata. The notes are arranged in ascending order, with the final note of each sequence being the natural harmonic of the string.

Ascending natural harmonics to 12th

4

The musical notation for ascending natural harmonics to the 12th fret is presented in six staves, arranged in three pairs. Each pair represents a different fretting position: F0 (open strings), F1 (1st fret), and F2 (2nd fret) in the first pair; F12 (12th fret) and F13 (13th fret) in the second pair; and F23 (23rd fret) and F13 (13th fret) in the third pair. Each staff shows a sequence of notes with natural and sharp accidentals, connected by a slur and a fermata. The notes are arranged in ascending order, with the final note of each sequence being the natural harmonic of the string.

Ascending natural harmonics, extended

5

F13 F23

F12 F1

F2 F0

823 812

81 82

80 F123

F13 F23

F12 F1

F2 F0

Natural harmonic exercise

PERFORM ALL PATTERNS STARTING ON THESE PITCHES

A musical staff in treble clef showing six starting pitches for natural harmonics. The notes are: F0 (open string), F2 (first harmonic), F1 (second harmonic), F12 (third harmonic), F23 (fourth harmonic), and F13 (fifth harmonic). Each note is labeled with its corresponding frequency.

6

Exercise 6: Three slurred patterns starting on F0. Each pattern consists of a series of notes with a natural harmonic circle above the final note. The first pattern is a diatonic scale, the second is a chromatic scale, and the third is a diatonic scale with a flat.

7

Exercise 7: A long slurred pattern starting on F0, consisting of a continuous series of notes with a natural harmonic circle above the final note.

8

Exercise 8: A long slurred pattern starting on F0, consisting of a continuous series of notes with a natural harmonic circle above the final note.

9

Exercise 9: A zigzag pattern starting on F0, consisting of a series of notes connected by diagonal lines.

10

Exercise 10: A zigzag pattern starting on F0, consisting of a series of notes connected by diagonal lines.

Diatonic harmonic exercise

11

Exercise 11: Two slurred patterns starting on F0. The first is a diatonic scale, and the second is a diatonic scale with a flat.

Exercise 12: A zigzag pattern starting on F0, consisting of a series of notes connected by diagonal lines.

Low register power exercises

12



13



14



15



Melodic warmup

The musical score consists of ten staves of music, each starting with a treble clef and a box containing the number 16. The first staff is in C major. The second staff is in B-flat major. The third staff is in D major. The fourth staff is in E-flat major. The fifth staff is in F major. The sixth staff is in G major. The seventh staff is in A major. The eighth staff is in B major. The ninth staff is in C major. The tenth staff is in D major and features a key signature change to B-flat major for the final measure. Each staff contains two measures of music, with a repeat sign at the end of the second measure. The first measure of each staff contains a melodic line with a slur over the notes, and the second measure contains a similar melodic line with a slur over the notes. The notes are primarily eighth and quarter notes, with some half notes and rests.

17

REPEAT PATTERN

Stopping and muting
Articulation

WITH METRONOME
STOPPED/MUTED
SINGLE TONGUE/MULTIPLE TONGUE

18

REPEAT PATTERN STARTING ON THESE PITCHES

WITH METRONOME
STOPPED/MUTED
SINGLE TONGUE/MULTIPLE TONGUE

19

REPEAT PATTERN STARTING ON THESE PITCHES

Fast trill exercises

20

ALL GRACENOTES ON THE BEAT. HEAVILY ACCENTED. AS QUICKLY AS POSSIBLE. USE METRONOME AT _____

F0

REPEAT ENTIRE PATTERN ON EACH OF THESE PITCHES

F2 F1 F12 F23 F13 F123 B23 B12 B1 B2 B0

Long trill exercises

21

F0

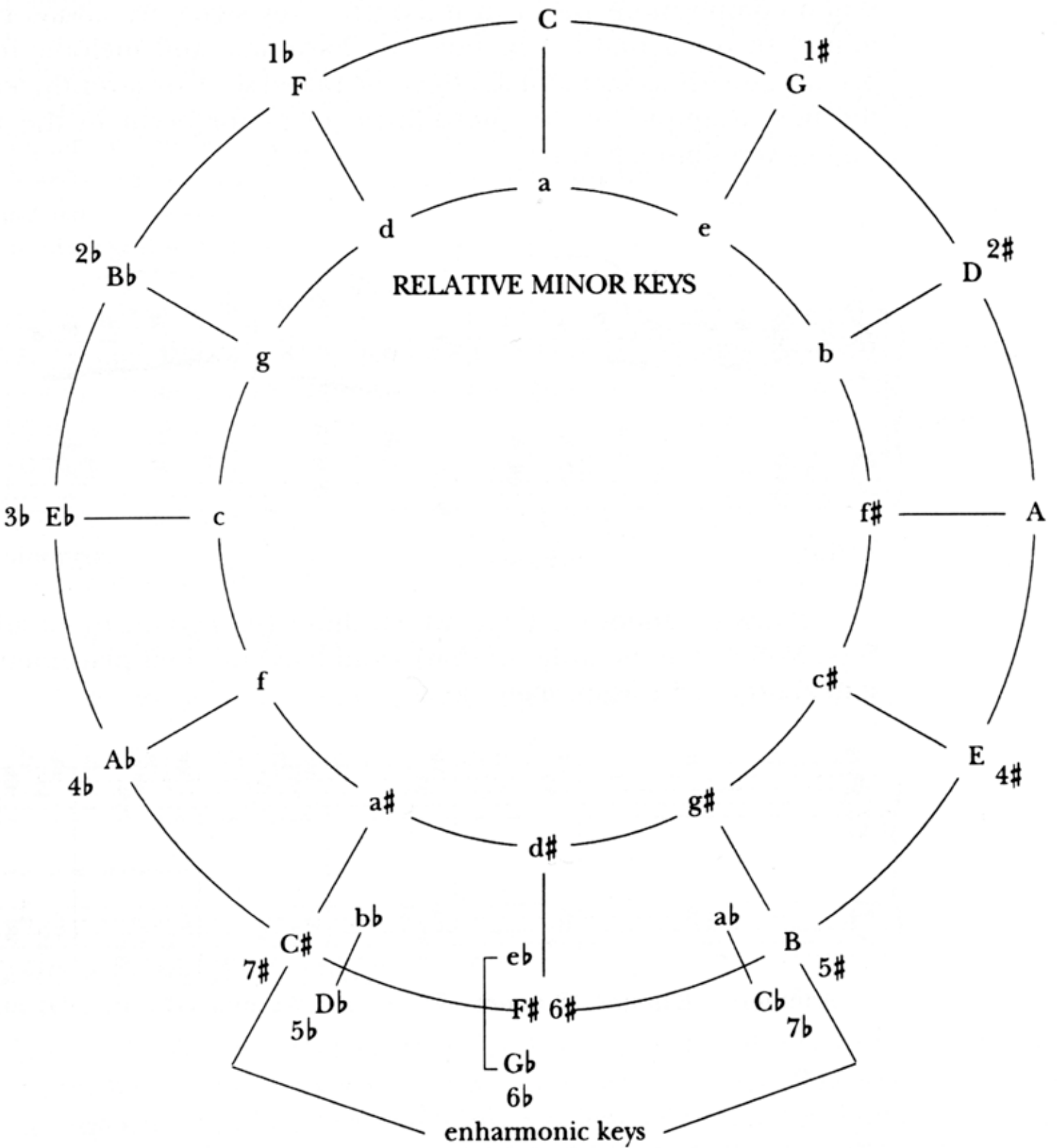
REPEAT PATTERN ON THESE TRILLS

F2 F1 F12 F23 F13 F123 F13 F123 F0 F2 F0

F0 B23 B12 B1 B2 B0

Circle of Fifths

MAJOR KEYS



The harmonic series of the horn

1 2 3 4 5 6 7 8 9 10 11 12 13 14 15 16

Bb T0

Staff 1: Bb T0. Notes: Bb, Bb2, Bb3, Bb4, Bb5, Bb6, Bb7, Bb8, Bb9, Bb10, Bb11, Bb12, Bb13, Bb14, Bb15, Bb16.

A T2

Staff 2: A T2. Notes: A, A2, A3, A4, A5, A6, A7, A8, A9, A10, A11, A12, A13, A14, A15, A16.

Ab T1

Staff 3: Ab T1. Notes: Ab, Ab2, Ab3, Ab4, Ab5, Ab6, Ab7, Ab8, Ab9, Ab10, Ab11, Ab12, Ab13, Ab14, Ab15, Ab16.

G T12

Staff 4: G T12. Notes: G, G2, G3, G4, G5, G6, G7, G8, G9, G10, G11, G12, G13, G14, G15, G16.

F# T23

Staff 5: F# T23. Notes: F#, F#2, F#3, F#4, F#5, F#6, F#7, F#8, F#9, F#10, F#11, F#12, F#13, F#14, F#15, F#16.

F 0

Staff 6: F 0. Notes: F, F2, F3, F4, F5, F6, F7, F8, F9, F10, F11, F12, F13, F14, F15, F16.

E 2

Staff 7: E 2. Notes: E, E2, E3, E4, E5, E6, E7, E8, E9, E10, E11, E12, E13, E14, E15, E16.

Eb 1

Staff 8: Eb 1. Notes: Eb, Eb2, Eb3, Eb4, Eb5, Eb6, Eb7, Eb8, Eb9, Eb10, Eb11, Eb12, Eb13, Eb14, Eb15, Eb16.

D 12

Staff 9: D 12. Notes: D, D2, D3, D4, D5, D6, D7, D8, D9, D10, D11, D12, D13, D14, D15, D16.

Db 23

Staff 10: Db 23. Notes: Db, Db2, Db3, Db4, Db5, Db6, Db7, Db8, Db9, Db10, Db11, Db12, Db13, Db14, Db15, Db16.


C 13


Staff 11: C 13. Notes: C, C2, C3, C4, C5, C6, C7, C8, C9, C10, C11, C12, C13, C14, C15, C16.

B 123

Staff 12: B 123. Notes: B, B2, B3, B4, B5, B6, B7, B8, B9, B10, B11, B12, B13, B14, B15, B16.

Major Scales





Collegiate Solo Literature
Dr. Jeremy Hansen

1=Preparatory
2=Freshman
3=Sophomore/proficiency
4=Junior
5=Senior

1	Auclert	Lied
1	Bozza	En Ireland
1	Damase	Berceuse
1	Eccles	Sonata
1	Glazunov	Reveries
1	Gliere	Intermezzo
1	Gliere	Nocturne
1	Gliere	Romance
1	Gliere	Valse Triste
1	Mozart	Concert Rondo
1	Saint-Saëns	Romance op. 36
1	Scriabine	Romance
2	Bachelet	Dans la montagne
2	Bethelot	Variations Brèves
2	Bloch	Chant d'amour
2	Bowen	Two preludes
2	Bozza	Chant Lointain
2	Cooke	Rondo in Bb
2	Corelli	Sonata in F
2	De Lamarter	Ballade
2	Faust	Call and Response (u)
2	Haydn	Concerto No. 2
2	Henslee	Lament (u)
2	Horvit	Circus Suite
2	Kvandal	Psaume-ton (u)
2	Lloyd-Webber	Summer Pastures
2	Mozart	Concerto No. 1
2	Mozart	Quintet
2	Nielsen	Canto Serioso
2	Pernoo	Fantasie Brève
2	Ravel	Pavane
3	Abbott	Alla Caccia
3	Amram	Blues Variations (u)
3	Basler	Triathlon (u)
3	Beethoven	Sonata
3	Bernstein	Elegy for Mippy
3	Busser	Pièce en ré

3	Buyanovsky	Traveling Impressions (u)
3	Chaussier	Elegie
3	Cherubini	2 nd Sonata
3	Danzi	Sonatas
3	Desportes	Ballade Normande
3	Effinger	Rondino
3	Frackenpohl	Three movements (u)
3	Françaix	Canon in Octave
3	Heiden	Sonata
3	Ketting	Intrada (u)
3	Koechlin	Fifteen Pieces
3	Krol	Laudatio (u)
3	Kvandal	Introduction and Allegro
3	Larsson	Concertino
3	LeClair	Three Fairy Tales
3	Mozart	Concerto No. 3
3	Nelhybel	Scherzo Concertante
3	Pärt	Spiegel im Spiegel
3	Piantoni	Air de Chasse
3	Reinecke	Nocturne
3	Ridout	Concertino
3	Rosetti	Concerto No. 4 in F
3	Rossini	Rendez-vous de chasse (u)
3	Saint-Saëns	Concert Piece
3	Strauss , F	Concerto op. 8
3	Strauss , F.	Introduction, Theme, and Variations
3	Strauss , F.	Nocturne
3	Strauss , R.	Concerto no. 1
3	Wilder	Sonatas
3	Wilder	Suite
4	Agrell	Romp (u)
4	Arnold	Fantasy (u)
4	Berge	Horn-Lokk (u)
4	Borroff	Sonata
4	Bozza	En Foret
4	Bush	Trent's Broad Reaches
4	Chabrier	Larghetto
4	Czerny	Three Fantasies
4	Dukas	Vilanelle
4	F. Strauss	Theme and Variations
4	Förster	Concerti
4	Haddad	Sonata
4	Haydn, M	Concertino
4	Hindemith	Sonata 1939
4	Koetsier	Romanza
4	Koetsier	Sonatine

4	Krufft	Sonata
4	Kuhlau	Andante and Polacca
4	Madsen	Sonata
4	Mozart	Concerto No. 2
4	Nystedt	Canto (u)
4	Poulenc	Elegy
4	R. Strauss	Andante
4	Reynolds	Elegy (u)
4	Ries	Sonata
4	Rosetti	Concerti
4	Rossini	Prelude, Theme, and Variations
4	Schumann	Fantasy Piece op. 73
4	Stephenson	Three Impromptus (u/a)
4	Vass	Four Cappriccios (u)
4	Vinter	Hunter's Moon
4	Waters	Intrada (u)
5	Atterberg	Concerto
5	Bassett	Sonata
5	Beversdorf	Sonata
5	Borrensens	Serenade
5	Brouwer	Sonata
5	Czerny	Andante e Polacca
5	Desenclos	Cantilène et Divertissements
5	Duvernoy	Concerti
5	Ewazen	Sonata
5	Gliere	Concerto
5	Hamlin	Word Tricks (u)
5	Haydn	Concerto No. 1
5	Hill	Jazz Sets (u)
5	Hill	Jazz Soliloquies (u)
5	Hindemith	Alto Horn Sonata
5	Jacob	Concerto
5	Kirchener	Trés Poèmes
5	Koechlin	Sonata op. 70
5	Koetsier	Scherzo Brilliante
5	Messiaen	Interstellar Call (u)
5	Mishori	Prolonged Shofar Variations (u)
5	Mozart	Concerto No. 4
5	Persichetti	Parable (u)
5	Pilss	Tre pezzi
5	Punto	Concerti
5	Reynolds	Partita
5	Rheinberger	Sonata
5	Saint-Saëns	Romance op. 67
5	Stevens	Sonata
5	Strauss, R.	Concerto no. 2

5	Weber	Concertino
6	Balay	Chanson du Forestier
6	Bowen	Sonata
6	Bozza	Sur les Cimes
6	Defaye	Alpha
6	Hindemith	Concerto
6	Musgrave	Music for Horn and Piano
6	Reynolds	Sonata
6	Schnyder	Le Monde Miniscule (u)
6	Schoeck	Concerto
6	Schumann	Adagio and Allegro
6	Sulek	Concerto
6	Tomasi	Concerto

Other solos

Apostel	Sonatine
Babbitt	Around the Horn (u)
Basler	Son of Till (u)
Baumann	Elegy (u)
Bennett	Romances
Bennett	Sonata
Bush	Autumn Poem
Buyanovsky	Sonata No. 2
Dumas	Concerto
Dunhill	Cornucopia
Durko	Symbols
Frackenpohl	Largo and Allegro
Françaix	Divertimento
Gounod	Melodies
Gwilt	Sonatina
Hamilton	Sonata Nottorno
Hamilton	Voyage
Hoddinott	Sonata
Hovhannes	Artik
Hummel	Sonatine
Knussen	Concerto
Koechlin	Concerto
Marshall	Autumn Leaves
McTee	Images
Mortelmans	Lyrische Pastorale
Neuling	Bagatelle
Nisle	Duos
Oestreich	Andante
Pauer	Concerto
Pearlman	Tryptich

Petric	Lirizmi
Reynolds	Fantasy Etudes V
Sargon	Questing
Searle	Aubade
Silver	Dynamus
Strauss , F.	Fantasia op. 2
Teleman	Concerto
Telemann	Adagio and Presto
Vignery	Sonata

Horn Studies and Pedagogical Literature

Jeremy C. Hansen

Recommended Sources

Beginning-intermediate methods and etudes

Ployhar	The French Horn Student, Bk. 1-3
Ployhar	Studies and Melodious Etudes, Bk. 1-3
Miersch	Melodious Studies
Getchell	Studies, Bk. 1-2

Preparatory Methods/Etudes

Getchell	Studies, Bk. 1-2
Kopprasch	60 Studies, Bk. 1-2 (or Kalmus: single vol.)
Maxime-Alphonse	200 Etudes, Bk. 1-2
McCoy	46 Progressive Exercises for Low Horn
Miersch	Melodious Studies
Pottag-Hovey	Method, Bk. 2
Pottag	Preparatory Melodies

Lower Level Methods/Etudes

Barbetou	Lectures/Exercises
Decker	Intermediate Serial Studies for Trumpet
Gallay	22 Studies op. 58
Gallay	39 Preludes op. 27
Gallay	12 Etudes op. 57
Gates	Odd Meter Etudes
Kopprasch	60 Studies, Bk. 1-2 (or Kalmus: single vol.)
Maxime Alphonse	200 Etudes, Bk. 2-3
Musser and Del Borgo	The Rhythm of Contemporary Music
Rochut	Melodious Etudes for Trombone
Rossari	Esercizi per il Corse Inferiore (transposition)
Sawyer	Concone Lyrical Studies
Shoemaker	Legato Etudes

Proficiency Level Methods/Etudes

Gallay	40 Preludes op. 27
Gallay	12 Etudes op. 57
Kopprasch	60 Studies Bk. 1-2 (or Kalmus: single vol.)
Maxime-Alphonse	200 Etudes Bk. 3-4
Righini	6 Studi Seriali
Rochut	Melodious Etudes for Trombone
Schuller	Studies for Unaccompanied Horn
Stevens	Changing Meter Studies

Upper Level Methods/Etudes

Barbetou	Etudes Classiques
Barbetou	20 Etudes Concertantes
Falk	20 Etudes Atonales
Gallay	40 Preludes op. 27
Gallay	12 Etudes op. 57
Gallay	12 Etudes Brilliantes op. 43
Gallay	30 Studies op. 13
Maxime-Alphonse	200 Etudes Bk. 4-6
Mueller	2 Etudes op. 64
Neuling	30 Special Low Horn Etudes Bk. 1-2
Reynolds	48 Etudes
Rochut	Melodious Etudes for Trombone
Schuller	Studies for Unaccompanied Horn

Additional Etudes

Brahms	10 Horn Studies
Bozza	Graphismes
Ceccarossi	10 Caprices
Chaynes	15 Etudes
Gallay	Op. 32, 37
Hill	Extended Techniques for the Horn
Reynolds	16 Studies for Horn (Kreutzer)
F. Strauss	17 Concert Studies
Thevet	50 Exercices a Changement de Ton
Weber	13 Etudes

Research Resources for Horn

Jeremy C. Hansen

Essential

Coar, Birchard	The French Horn	Coar
Farkas, Philip	The Art of French Horn Playing	Summy-Brichard
Farkas, Philip	The Art of Brass Playing	Wind Music
Fitzpatrick, Horace	The Horn and Horn-Playing and the Austro-Bohemian Tradition from 1630 to 1830	Oxford Univ. Pr.
Merewether, Richard	The Horn	Paxman
Morley-Pegge, Reginald	The French Horn	Ernest Benn
Reynolds, Verne	The Horn Handbook	Amadeus Press

Very Useful

Brüchle & Janetzky	A Pictorial History of the Horn	Hans Schneider
Farkas, Philip	The Art of Musicianship	Musical Publications
Fasman, Mark	Brass Bibliography	Indiana Univ. Pr.
Hill, Doug	Collected Thoughts	Warner Brothers
Hill, Douglas	Extended Techniques for Horn	Warner Brothers
Kaslow, David	Living Dangerously with the Horn	Birdalone Books
Ley, Ann	A Compendium of Pedagogical Approaches for Selected Topics Pertaining to Horn	Uiowa Thesis
McLaughlin, Brian	American Horn Making in the 20 th c.	Uiowa Thesis
Pizka, Hans	Mozart and the Horn	Pizka Ed.
Pizka, Hans	Dictionary for Hornists	Pizka ed.
Schuller, Gunther	Horn Technique	Oxford
Yancich, Milan	A Practical Guide to French Horn Playing	Wind Music

Useful

Berv, Harry	A Creative Approach to the French Horn	Presser
Coar, Birchard	A Critical Study of 19 th c. Horn Virtuosi In France	Coar
Farkas, Philip	A Photographic Study of 40 Virtuoso Horn Player's Embouchures	Wind Music
Hill & Froseth	Introducing the French Horn	G.I.A.
Humphries, John	The Early Horn: A Practical Guide	Cambridge
Severson & McDunn	Brass Wind Artistry	Accura
Tuckwell, Barry	Playing the Horn	Oxford
Tuckwell, Barry	The Horn	Schirmer
Wekre, Froydis Ree	Thoughts on Playing the Horn Well	Wekre

Other

Anderson, Paul	Brass Solo and Study Material (1984)	Instrumentalist
Anderson, Paul	Brass Ensemble Music Guide (1985)	Instrumentalist
Decker, Jamse	IVASI video program	IVASI (USC)
Gallwey, Timothy	The Inner Game of Tennis	Random House
Green & Gallwey	The Inner Game of Music	Anchor Press
Leuba, Christopher	A Study of Musical Intonation	Leuba
Zi, Nancy	The Art of Breathing	Bantham/New Age

Historical Highlights of Solo Horn Literature

Jeremy C. Hansen
Thanks to Kristin Thelander

<u>Composer</u>	<u>Dates</u>	<u>Title</u>	<u>Composed</u>	<u>Written for</u>
Förster	1693-1745	Concerto no. 1 in E-flat	1740?	
Haydn	1732-1809	Concerto in D, no. 1	1762	Thaddeus Steinmüller
Haydn	1732-1809	Concerto in D, no. 2	1767?	Karl Franz
Rosetti	1750-1792	Concerto in E-flat C49	1779	Carl Thurr Schmidt?
Mozart	1756-1791	Concerto in Eb K417 (no. 2)	1783	Ignaz Leutgeb
Mozart	1756-1791	Concerto in Eb K495 (no. 4)	1786	Ignaz Leutgeb
Mozart	1756-1791	Concerto in Eb K447 (no. 3)	1788	Ignaz Leutgeb
Mozart	1756-1791	Concerto in D K412/514	1791	Ignaz Leutgeb
Beethoven	1770-1827	Sonata op. 17	1800	Giovanni Punto (Stich)
Weber	1785-1826	Concertino op. 45	1806/1815	Dautrevaux/Rauch
Schumann	1810-1856	Adagio and Allegro op. 70	1849	
Strauss, Franz	1822-1905	Nocturne op. 7	1860?	
Strauss, Franz	1822-1905	Concerto op. 8	1865	Self
Saint-Saëns	1835-1921	Morceau de Concert op. 94	1874	
Strauss, Richard	1864-1949	Concerto op. 11 (no. 1)	1882	Franz Strauss
Rheinberger	1839-1901	Sonata op. 178	1894	Bruno Hoyer
Dukas	1865-1935	Villanelle	1906	
Hindemith	1895-1963	Sonata	1939	
Heiden	1910-2000	Sonata	1939	
Bozza	1905-1991	En Foret	1941	Devey class?
Strauss, Richard	1864-1949	Concerto no. 2	1942	Gottfried von Freiburg, prem.
Hindemith	1895-1963	Sonata for Alto Horn	1943	
Reynolds	1926-	Partita	1946	
Glière	1875-1956	Concerto	1951	Valery Polekh
Jacob	1895-1984	Concerto	1951 pub.	Dennis Brain
Stevens	1908-	Sonata	1953	
Larsson	1908-1986	Concertino op. 45 no. 5	1955	
Musgrave	1928-	Music for Horn and Piano	1967	Barry Tuckwell
Wilder	1907-1980	Sonata no. 3	1970 pub.	John Barrows
Berge	1929-	Horn-lokk	1972	Froydis Ree Wekre
Persichetti	1915-1987	Parable op. 20	1973	Priscilla McAfee, premiere

Library of Congress

Call numbers related to horn

Jeremy C. Hansen

M80-M84	Horn alone
M255-M259	Horn with piano accompaniment
M288-M289	Duets (like instruments, all instruments)
M355-M359	Trios (like instruments, all instruments)
M555-M559	Woodwind quintets
M557.4	Brass quintets
M1028	Concertos with orchestra
M1029	Concertos with orchestra (piano reduction)
M1128	Concertos with string orchestra
M1129	Concertos with string orchestra (piano reduction)
ML955	Books about the horn
ML956	Horn construction
ML957	Music and playing
MT420-MT432	Studies and methods
MT426	Orchestral excerpt

Natural horn hand positions

1st staff (Bass clef): Notes G₂, A₂, B₂, C₃, D₃, E₃. Fingerings: +, 1/2, 0, +, 3/4, 1/2, 0, #, 3/4, 1/2.

2nd staff (Treble clef): Notes G₃, A₃, B₃, C₄, D₄, E₄, F₄, G₄. Fingerings: +, 1/2, +, 1/2, 0, 3/4, 1/2.

3rd staff (Treble clef): Notes G₄, A₄, B₄, C₅, D₅, E₅, F₅, G₅. Fingerings: 1/2, 1/2, 0, +, 0/+.

- 1/2 half closed
- 3/4 mostly closed
- + hard stopped
- 0 super open

All other pitches are open

Recommended Equipment

Availability:

The Woodwind/Brasswind
1-800-348-5003
www.wwbw.com

Osmun Brass
1 (800) 223-7846
www.osmun.com

Horns:

Yamaha 667 or 668, yellow brass or nickel silver
Yamaha 567
Conn 10D
Also Schmid, Alexander, Paxman, Hoyer; in general, I recommend Geyer style horns.

Mouthpieces

Giardinelli C6, C8, C4 (\$30)
Lawson S660 cup and P10G rim (\$170)

Lubricants:

Rotor Oil: Yamaha Rotor Oil c. \$5.95
Reka Rotor Oil c. \$6.50

Spindle Oil: Paxman Spindle Bearing Oil c. \$5.95
Yamaha Spindle Oil c. \$5.25

Slide Grease: Yamaha Clarinet Cork Grease

Mutes

Ion Balu Mute c. \$130
Steve Lewis Orchestral Mutes c. \$139 (1-773-348-1112)
Dennis Wick tuneable "Rittich" style straight mute c. \$125
Trumcor "Rittich" style mute #45T c. \$95

Make sure the mute you own is tuneable!

Cases

Fixed bell and cut bell cases are available at the above locations. I recommend the Marcus Bonna cordura case for cut bell horns.

I've got money burning a hole in my pocket!

Here are some basics that can't go wrong:

Solo music with piano

Beethoven	Sonata
Dukas	Vilanelle
Gliere	Concerto
Bozza	En Foret
Mozart	Concerti, New Schirmer Edition 1994 (Tuckwell)
R. Strauss	Concerto 1 or 2
Heiden	Sonata
Saint-Saëns	Concert Piece
F. Strauss	Concerto op. 8
R. Strauss	Andante
Ewazen	Sonata
Nelhybel	Scherzo Concertante

Horn Alone

Persichetti	Parable
Buyanovsky	Traveling Impressions
Krol	Laudatio
Arnold	Fantasy
Berge	Horn-Lokk
Reynolds	Elegy

Music can be ordered from Portland Sheet Music at 1-800-452-1133

Anthologies

The Mel Bay Anthology of French Horn Music (excerpts)
Thompson "The orchestral audition repertoire for horn" (the big one, from osmun.com)

Recordings

Horn recordings from Crystal (crystalrecords.com)
Horn recordings by Dennis Brain ([search bn.com](http://search.bn.com))

A new mute

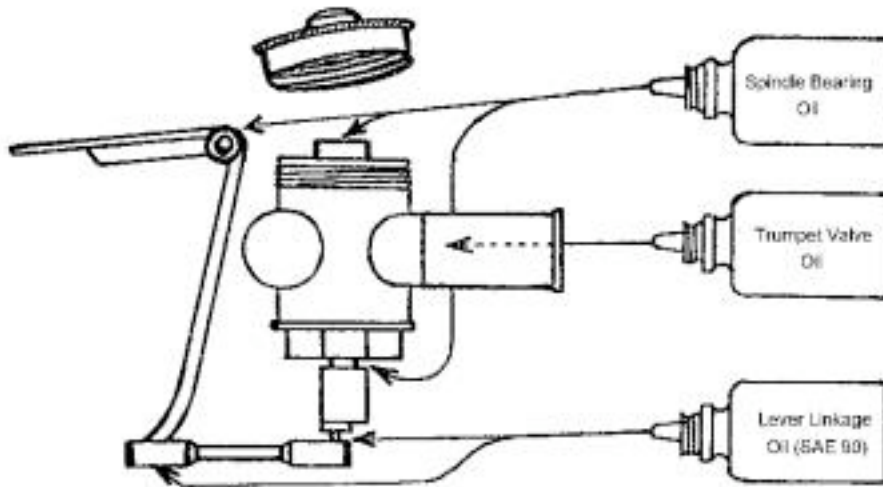
Ion Balu mute, www.ionbalu.com
Steve Lewis Mute, (773) 348-1112

A new mouthpiece

Giardinelli C6 (cheap, at osmun.com or giardinelli.com)
Lawson P10G S660 (expensive, fantastic, at osmun.com)

ROTARY VALVE MAINTENANCE

Rotary valves are easy to maintain, and with proper care, they will give trouble free service for many years. We have found the following procedure effective in keeping the valves in good condition, providing a tight air-seal and a smooth, quick, and quiet action.



1. Unscrew the valve caps. Place a drop of medium weight machine oil (Paxman or Yamaha Spindle Bearing Oil, Hetman Bearing and Linkage Oil, or equivalent) on the end of each rotor bearing. *Without* depressing the levers, pull each valve slide out to the end. The resulting suction will pull oil into the thrust bearing at the end of the rotor. Replace the valve caps.

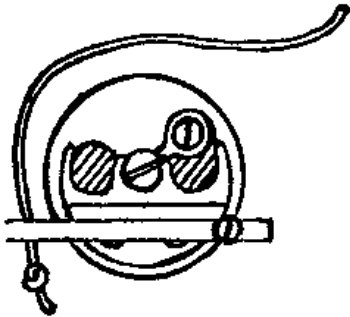
2. Turn the horn over. Place a drop of spindle bearing oil (or equivalent) at the place where the rotor shaft emerges from the casing of each rotor. Draw the valve slides as in step one.

3. Remove the 1st F and Bb slides. Holding the slides vertically, pour an eyedropper of light trumpet valve oil (Al Cass or equivalent) into each slide. Still keeping the slides vertical, insert them *all the way* into the horn (this keeps the oil off the slide tubes.) Pour the oil onto the rotors, rock the horn back and forth while working the valves to distribute the oil, and drain off the excess. The purpose of the light oil inside the horn is to protect the valves from corrosion.

4. Paxman lever linkage oil or Hetman Bearing and Linkage oil should be used to lubricate the key hinge rods and the springs. If the horn has mechanical linkages they should be oiled with Paxman lever linkage oil or Hetman Bearing and Linkage Oil. Hetman ball joint oil or SAE 90 gear oil should be used to lubricate ball-and-socket linkages.

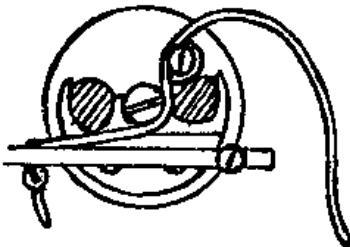
These steps should be followed twice weekly. Once a year your horn should be professionally cleaned to remove built up lime and copper carbonate. If any wear is evident the valve bearings can also be adjusted at this time. Bumpers should be replaced every three to five years, or when they become hard and noisy. A properly maintained set of valves should last for twelve to fifteen years of steady use before rebuilding becomes necessary.

Stringing a Rotary Valve




1

Take a length of strong nylon or Dacron cord and form a double knot at one end; fuse the end in a flame to keep it from fraying. Thread the cord through the hole as shown.



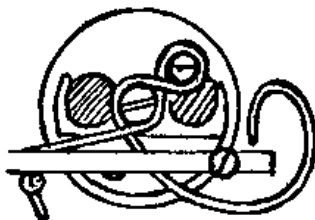
2

Bring the free end partly around the stop arm, counter-clockwise, having first loosened the string screw.




3

Pass the cord clockwise under the screw head and adjust the lever so that it is approximately perpendicular to the rotor shaft when the stop arm is halfway through its stroke. Tighten the string screw.



4

Continue the cord counter-clockwise around the stop arm, under the first part, and thread it through the hole at the end of the lever.



5

Holding the stop arm against the bumper, wrap the cord clockwise around the string screw and tighten. The cord should be loose enough to be deflected about 1/8 in. up the side of the stop arm. Cut off the excess cord, leaving about 1-1/2 inches and fuse the end. Adjust the keys by careful bending until they are level and about 1-1/4 inch above the tail of the bell.