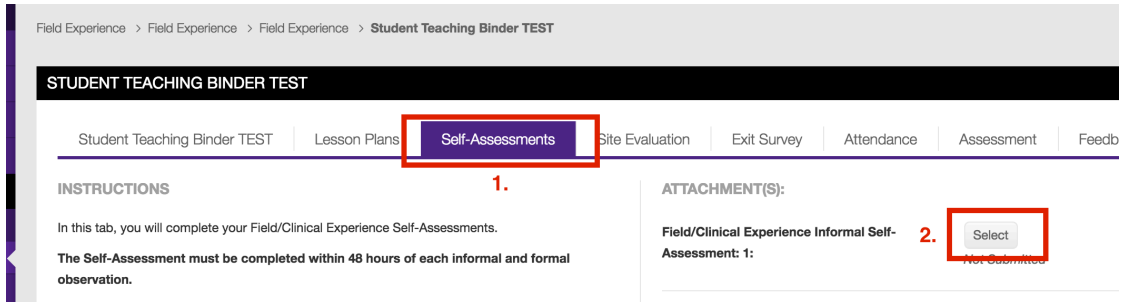


## Completing a Form in a Field Experience Binder

1. Click on the appropriate tab.
2. Click the “Select” button next to the form you would like to complete.



Field Experience > Field Experience > Field Experience > Student Teaching Binder TEST

**STUDENT TEACHING BINDER TEST**

Student Teaching Binder TEST | Lesson Plans | **Self-Assessments** | Site Evaluation | Exit Survey | Attendance | Assessment | Feedback

**INSTRUCTIONS**

In this tab, you will complete your Field/Clinical Experience Self-Assessments.

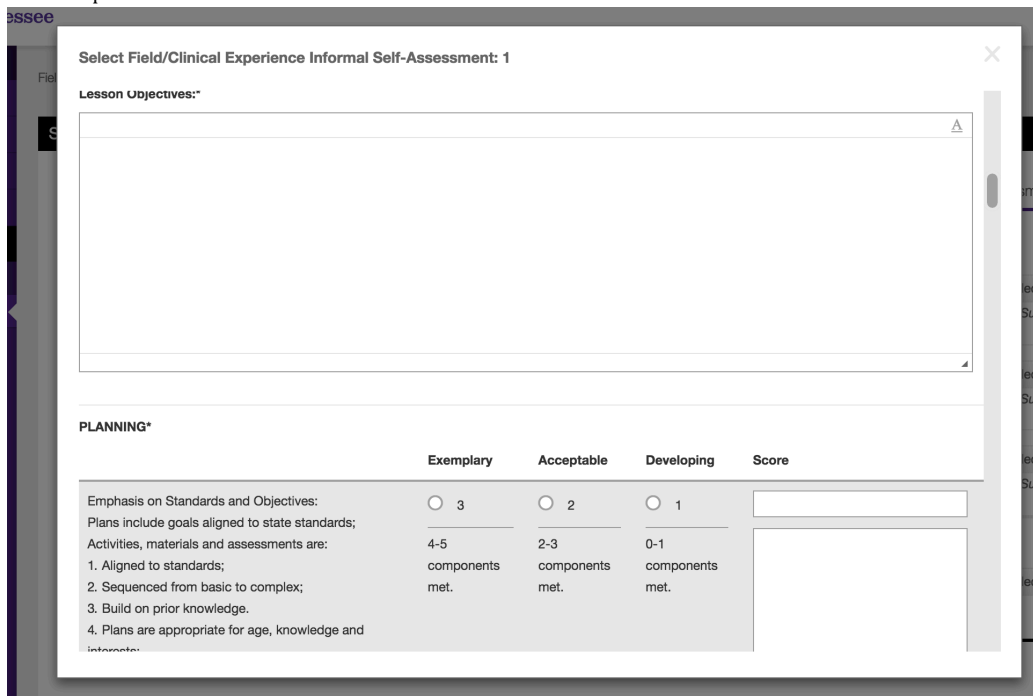
**The Self-Assessment must be completed within 48 hours of each informal and formal observation.**

**ATTACHMENT(S):**

**Field/Clinical Experience Informal Self-Assessment: 1** **Select** Not Submitted

3. The form will appear in a pop-up box. Complete the form.

**Note:** All fields marked with an asterisk (\*) are required. If a form will not submit, check all of the required fields to make sure you have completed them.



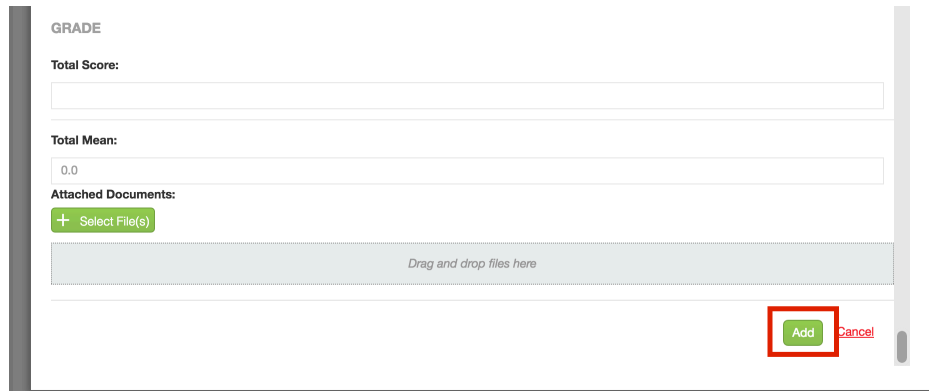
Select Field/Clinical Experience Informal Self-Assessment: 1

Lesson Objectives:\*

PLANNING\*

	Exemplary	Acceptable	Developing	Score
Emphasis on Standards and Objectives:	<input type="radio"/> 3	<input type="radio"/> 2	<input type="radio"/> 1	
Plans include goals aligned to state standards;				
Activities, materials and assessments are:	4-5	2-3	0-1	
1. Aligned to standards;	components	components	components	
2. Sequenced from basic to complex;	met.	met.	met.	
3. Build on prior knowledge.				
4. Plans are appropriate for age, knowledge and interests.				

4. When you have completed the form, click the green “Add” button at the bottom of the form.



GRADE

Total Score:

Total Mean:

Attached Documents:

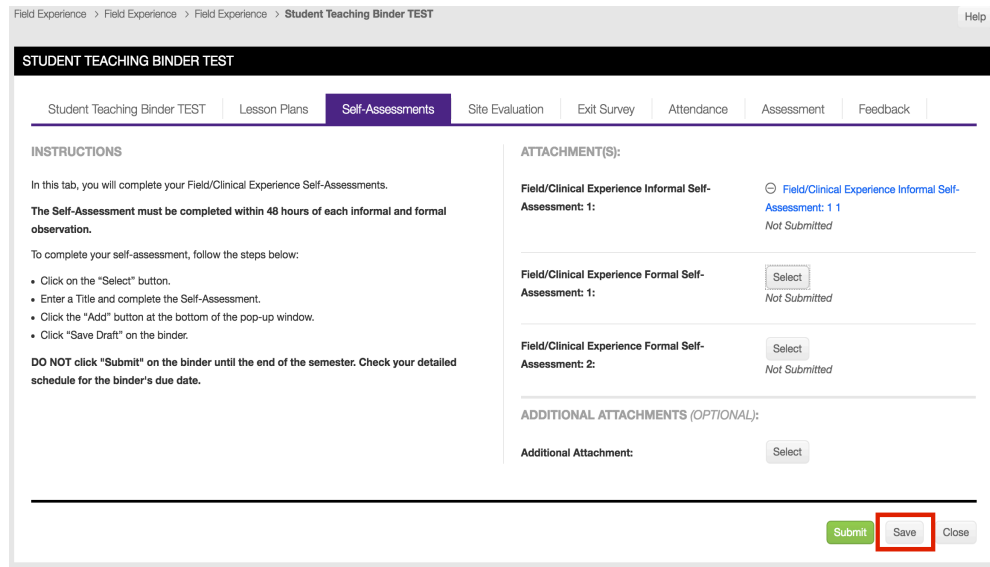
+ Select File(s)

Drag and drop files here

Add Cancel

5. Click “Save” to save your files and changes to the binder.

**Note:** Disregard the *Not Submitted* statement under the file or “Select” button. TTU currently does not use this option in Tk20.



Field Experience > Field Experience > Field Experience > Student Teaching Binder TEST

STUDENT TEACHING BINDER TEST

Student Teaching Binder TEST | Lesson Plans | Self-Assessments | Site Evaluation | Exit Survey | Attendance | Assessment | Feedback

INSTRUCTIONS

In this tab, you will complete your Field/Clinical Experience Self-Assessments.

The Self-Assessment must be completed within 48 hours of each informal and formal observation.

To complete your self-assessment, follow the steps below:

- Click on the “Select” button.
- Enter a Title and complete the Self-Assessment.
- Click the “Add” button at the bottom of the pop-up window.
- Click “Save Draft” on the binder.

DO NOT click “Submit” on the binder until the end of the semester. Check your detailed schedule for the binder’s due date.

ATTACHMENT(S):

Field/Clinical Experience Informal Self-Assessment: 1:  Field/Clinical Experience Informal Self-Assessment: 1.1 Not Submitted

Field/Clinical Experience Formal Self-Assessment: 1:  Not Submitted

Field/Clinical Experience Formal Self-Assessment: 2:  Not Submitted

ADDITIONAL ATTACHMENTS (OPTIONAL):

Additional Attachment:

Submit Save Close